

General Information

Federally Recognized Tribal Statistical Areas

Zuni Reservation and Off-Reservation Trust Land, NM--AZ

Service Consumption

10,848 Annual Unlinked Trips (UPT)

Service Supplied

24,865 Annual Vehicle Revenue Miles (VRM)

872 Annual Vehicle Revenue Hours (VRH)

Database Information

NTDID: 66242

Reporter Type: Tribal Reporter

Financial Information

Sources of Operating Funds Expended

Fare Revenues	\$2,423	1.5%
Local Funds	\$128,669	78.9%
State Funds	\$0	0.0%
Federal Assistance	\$32,018	19.6%
Other Funds	\$0	0.0%

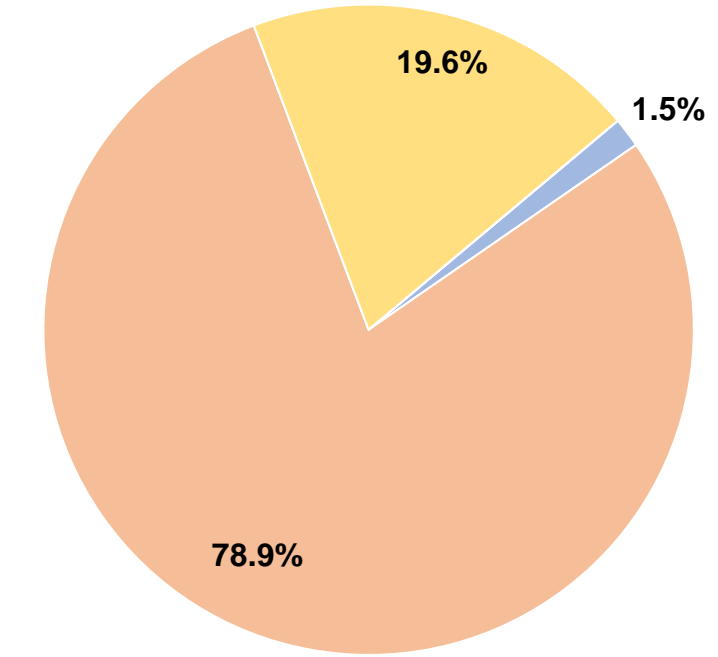
Total Operating Funds Expended \$163,110 100.0%

Sources of Capital Funds Expended

Fare Revenues	\$0
Local Funds	\$0
State Funds	\$0
Federal Assistance	\$0
Other Funds	\$0

Total Capital Funds Expended \$0

Operating Funding Sources



Modal Characteristics

Operation Characteristics

Vehicles Operated at Maximum Service

Mode	Directly Operated	Purchased Transportation	Operating Expenses	Fare Revenues	Uses of Capital Funds	Annual Unlinked Trips	Annual Vehicle Revenue Miles	Annual Vehicle Revenue Hours	Average Fleet Age in Years ^a
Bus	3	-	\$52,501	\$2,423	\$0	10,848	24,865	872	6.0
Total	3	-	\$52,501	\$2,423	\$0	10,848	24,865	872	

Performance Measures

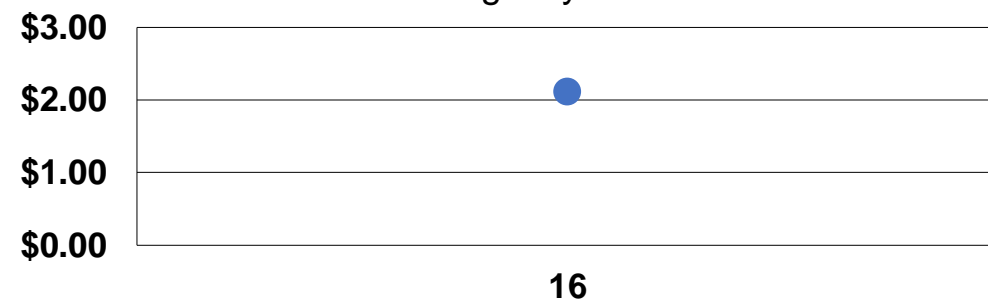
Service Efficiency

Mode	Operating Expenses per Vehicle Revenue Mile	Operating Expenses per Vehicle Revenue Hour
Bus	\$2.11	\$60.21
Total	\$2.11	\$60.21

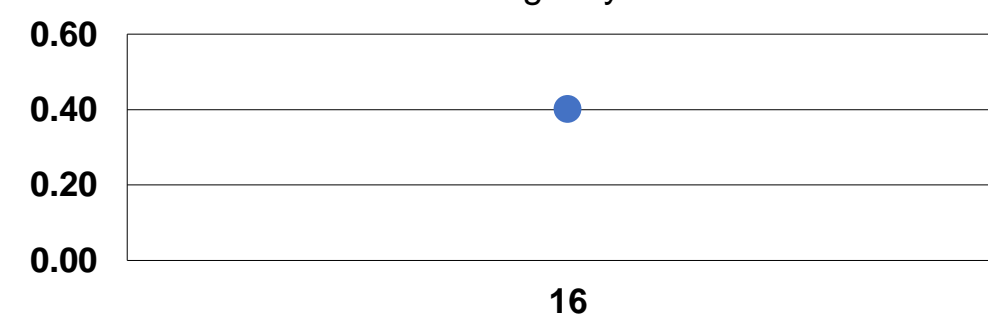
Service Effectiveness

Mode	Operating Expenses per Unlinked Passenger Trip	Unlinked Trips per Vehicle Revenue Mile	Unlinked Trips per Vehicle Revenue Hour
Bus	\$4.84	0.4	12.4
Total	\$4.84	0.4	12.4

Operating Expense per Vehicle Revenue Mile: Agency Total



Unlinked Passenger Trips per Vehicle Revenue Mile: Agency Total



Notes:

^aDemand Response - Taxi (DT) and non-dedicated fleets do not report fleet age data.