

## General Information

### Service Consumption

238,970 Annual Unlinked Trips (UPT)

### Service Supplied

4,218,732 Annual Vehicle Revenue Miles (VRM)

181,587 Annual Vehicle Revenue Hours (VRH)

### Summary of Operating Expenses (OE)

\$5,603,855 Total Operating Expenses

### Database Information

NTDID: 6R01-60140

Reporter Type: Rural General Public Transit

## Financial Information

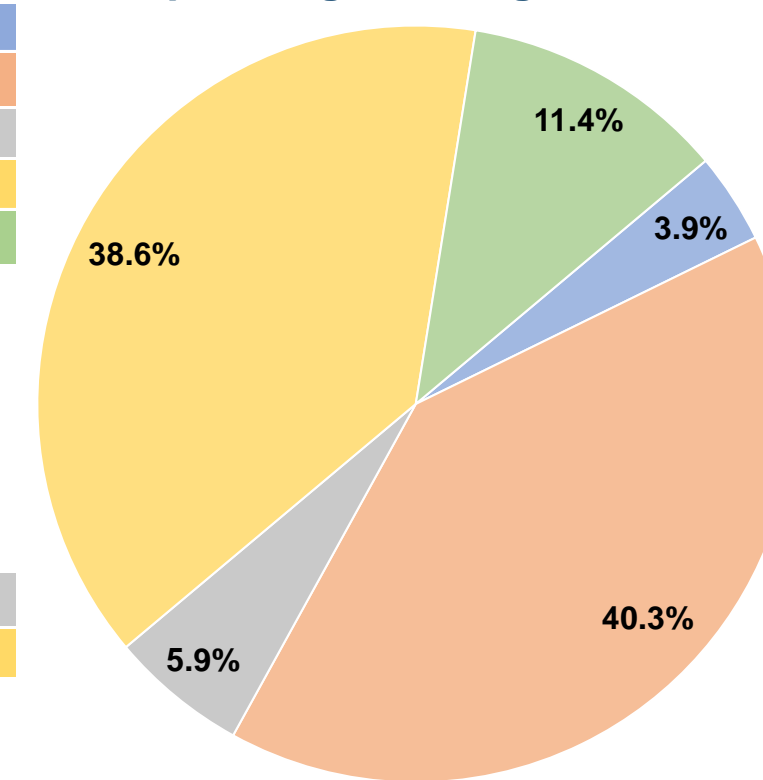
### Sources of Operating Funds Expended

Fare Revenues	\$216,432	3.9%
Local Funds	\$2,256,489	40.3%
State Funds	\$329,109	5.9%
Federal Assistance	\$2,165,325	38.6%
Other Funds	\$636,500	11.4%
<b>Total Operating Funds Expended</b>	<b>\$5,603,855</b>	<b>100.0%</b>

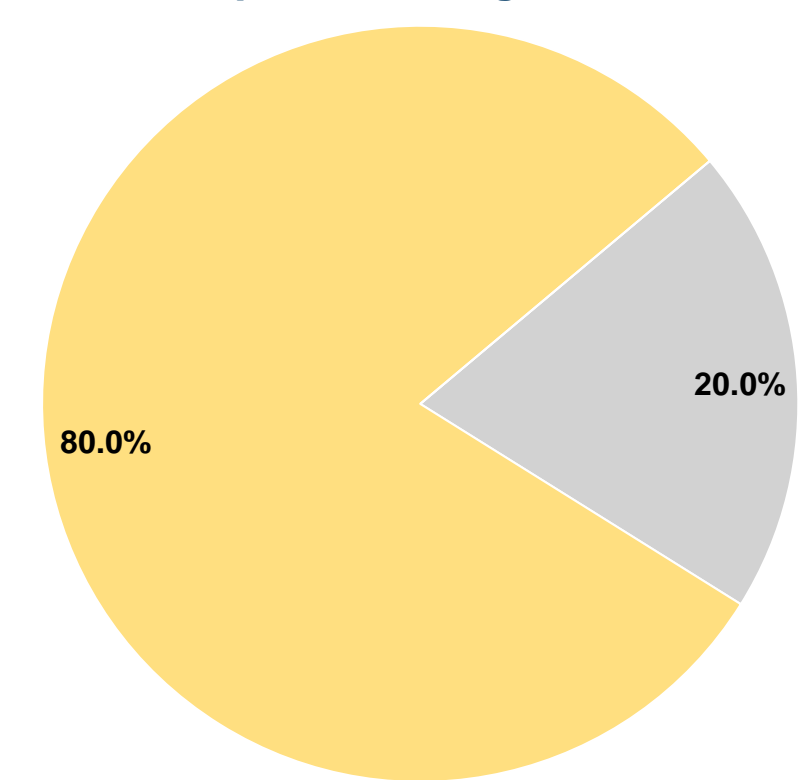
### Sources of Capital Funds Expended

Fare Revenues	\$0	0.0%
Local Funds	\$0	0.0%
State Funds	\$38,729	20.0%
Federal Assistance	\$154,914	80.0%
Other Funds	\$0	0.0%
<b>Total Capital Funds Expended</b>	<b>\$193,643</b>	<b>100.0%</b>

### Operating Funding Sources



### Capital Funding Sources



## Modal Characteristics

### Operation Characteristics

#### Vehicles Operated at Maximum Service

Mode	Directly Operated	Purchased Transportation	Operating Expenses	Fare Revenues	Uses of Capital Funds	Annual Unlinked Trips	Annual Vehicle Revenue Miles	Annual Vehicle Revenue Hours
Demand Response	87	-	\$5,603,855	\$216,432	\$193,643	238,970	4,218,732	181,587
<b>Total</b>	<b>87</b>	<b>-</b>	<b>\$5,603,855</b>	<b>\$216,432</b>	<b>\$193,643</b>	<b>238,970</b>	<b>4,218,732</b>	<b>181,587</b>

### Performance Measures

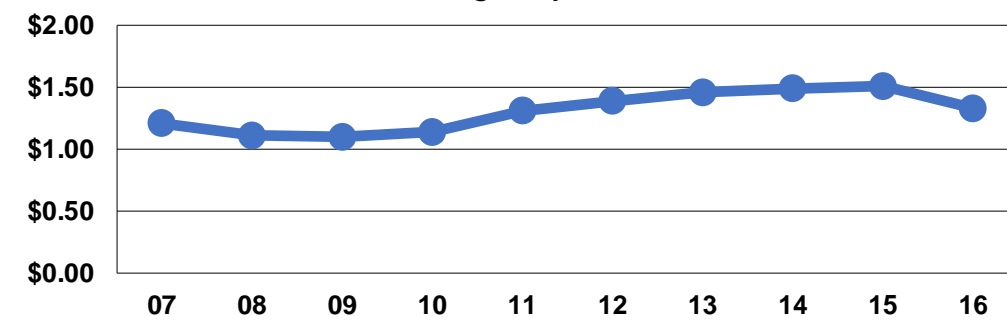
#### Service Efficiency

Mode	Operating Expenses per Vehicle Revenue Mile	Operating Expenses per Vehicle Revenue Hour
Demand Response	\$1.33	\$30.86
<b>Total</b>	<b>\$1.33</b>	<b>\$30.86</b>

#### Service Effectiveness

Mode	Operating Expenses per Unlinked Passenger Trip	Unlinked Trips per Vehicle Revenue Mile	Unlinked Trips per Vehicle Revenue Hour
Demand Response	\$23.45	0.1	1.3
<b>Total</b>	<b>\$23.45</b>	<b>0.1</b>	<b>1.3</b>

Operating Expense per Vehicle Revenue Mile: Agency Total



Unlinked Passenger Trips per Vehicle Revenue Mile: Agency Total

