

Pointe Coupee Council on Aging

2016 Annual Agency Profile

General Information

Service Consumption

23,588 Annual Unlinked Trips (UPT)

Service Supplied

232,878 Annual Vehicle Revenue Miles (VRM)

10,731 Annual Vehicle Revenue Hours (VRH)

Summary of Operating Expenses (OE)

\$467,646 Total Operating Expenses

Database Information

NTDID: 6R02-60135

Reporter Type: Rural General Public Transit

Financial Information

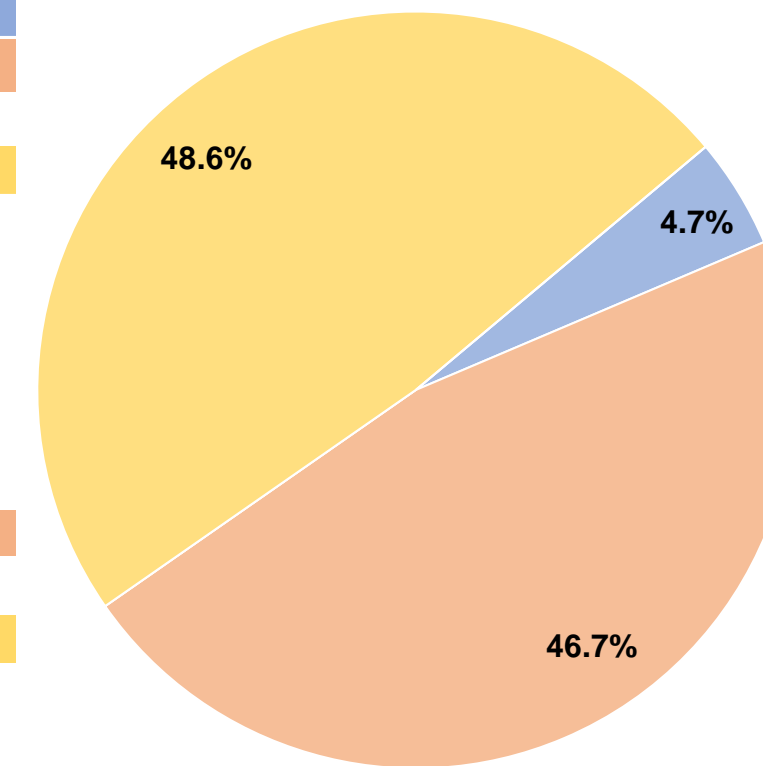
Sources of Operating Funds Expended

Fare Revenues	\$22,067	4.7%
Local Funds	\$218,468	46.7%
State Funds	\$0	0.0%
Federal Assistance	\$227,111	48.6%
Other Funds	\$0	0.0%
Total Operating Funds Expended	\$467,646	100.0%

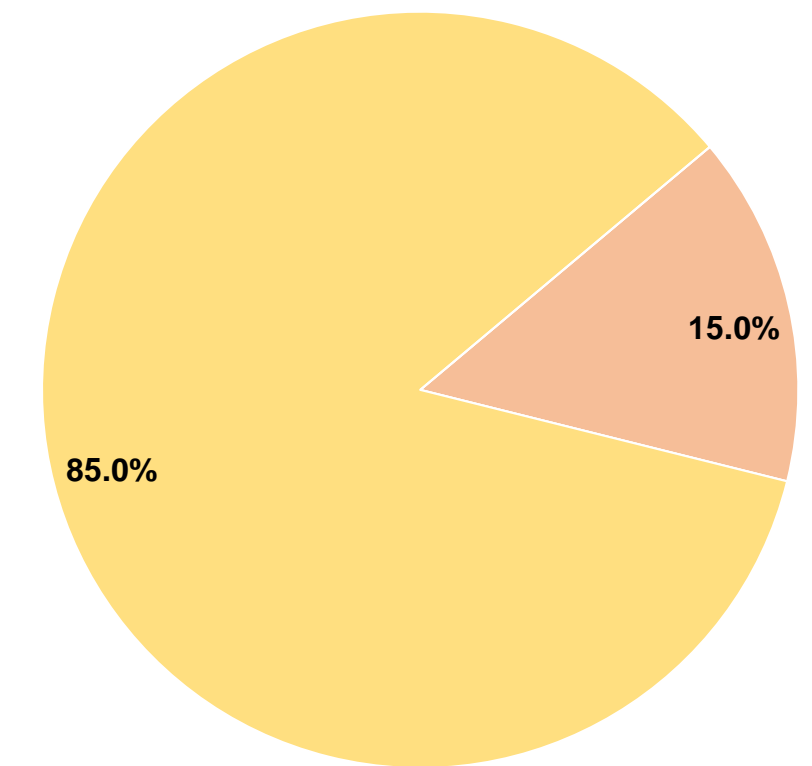
Sources of Capital Funds Expended

Fare Revenues	\$0	0.0%
Local Funds	\$24,714	15.0%
State Funds	\$0	0.0%
Federal Assistance	\$140,040	85.0%
Other Funds	\$0	0.0%
Total Capital Funds Expended	\$164,754	100.0%

Operating Funding Sources



Capital Funding Sources



Modal Characteristics

Operation Characteristics

Vehicles Operated at Maximum Service

Mode	Directly Operated	Purchased Transportation	Operating Expenses	Fare Revenues	Uses of Capital Funds	Annual Unlinked Trips	Annual Vehicle Revenue Miles	Annual Vehicle Revenue Hours
Demand Response	11	-	\$467,646	\$22,067	\$164,754	23,588	232,878	10,731
Total	11	-	\$467,646	\$22,067	\$164,754	23,588	232,878	10,731

Performance Measures

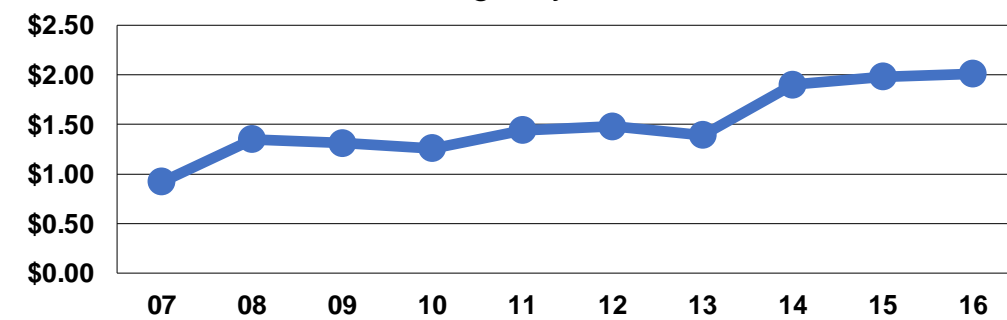
Service Efficiency

Mode	Operating Expenses per Vehicle Revenue Mile	Operating Expenses per Vehicle Revenue Hour
Demand Response	\$2.01	\$43.58
Total	\$2.01	\$43.58

Service Effectiveness

Mode	Operating Expenses per Unlinked Passenger Trip	Unlinked Trips per Vehicle Revenue Mile	Unlinked Trips per Vehicle Revenue Hour
Demand Response	\$19.83	0.1	2.2
Total	\$19.83	0.1	2.2

Operating Expense per Vehicle Revenue Mile: Agency Total



Unlinked Passenger Trips per Vehicle Revenue Mile: Agency Total

