

Assumption Parish Council on Aging
2016 Annual Agency Profile

Public Transportation Director: Ms. Michelle Horne

General Information

Service Consumption

14,877 Annual Unlinked Trips (UPT)

Service Supplied

160,069 Annual Vehicle Revenue Miles (VRM)

8,278 Annual Vehicle Revenue Hours (VRH)

Summary of Operating Expenses (OE)

\$399,237 Total Operating Expenses

Database Information

NTDID: 6R02-60207

Reporter Type: Rural General Public Transit

Financial Information

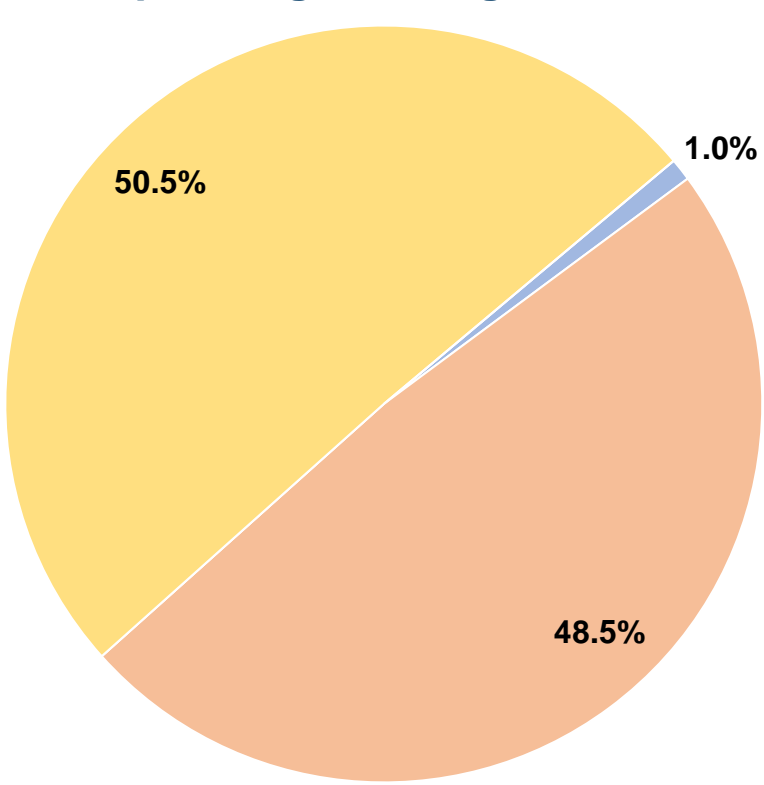
Sources of Operating Funds Expended

Fare Revenues	\$3,817	1.0%
Local Funds	\$193,795	48.5%
State Funds	\$0	0.0%
Federal Assistance	\$201,625	50.5%
Other Funds	\$0	0.0%
Total Operating Funds Expended	\$399,237	100.0%

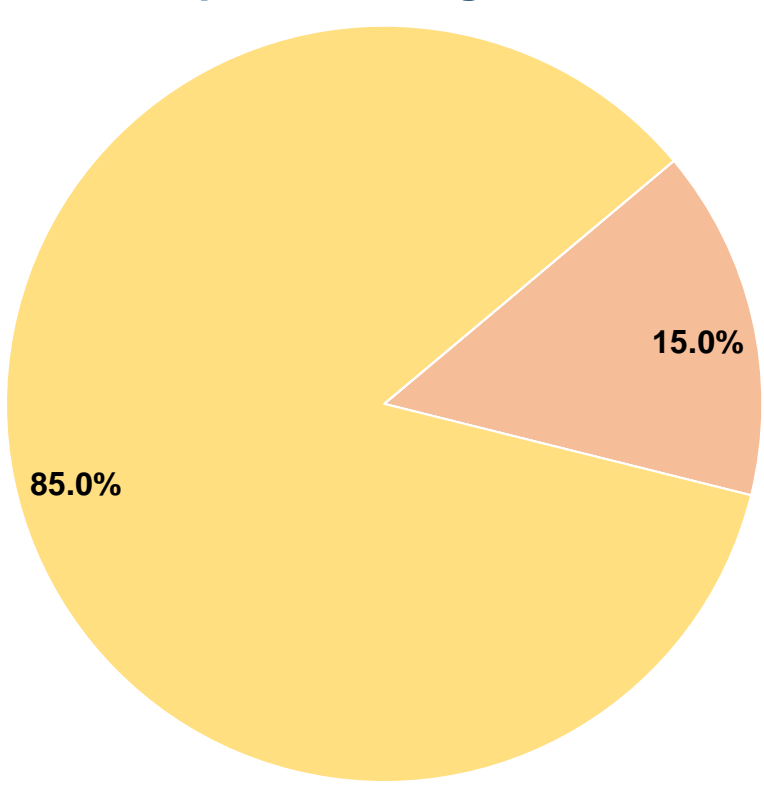
Sources of Capital Funds Expended

Fare Revenues	\$0	0.0%
Local Funds	\$5,896	15.0%
State Funds	\$0	0.0%
Federal Assistance	\$33,412	85.0%
Other Funds	\$0	0.0%
Total Capital Funds Expended	\$39,308	100.0%

Operating Funding Sources



Capital Funding Sources



Modal Characteristics

Operation Characteristics

Vehicles Operated
at Maximum Service

Mode	Directly Operated	Purchased Transportation	Operating Expenses	Fare Revenues	Uses of Capital Funds	Annual Unlinked Trips	Annual Vehicle Revenue Miles	Annual Vehicle Revenue Hours
Demand Response	11	-	\$399,237	\$3,817	\$39,308	14,877	160,069	8,278
Total	11	-	\$399,237	\$3,817	\$39,308	14,877	160,069	8,278

Performance Measures

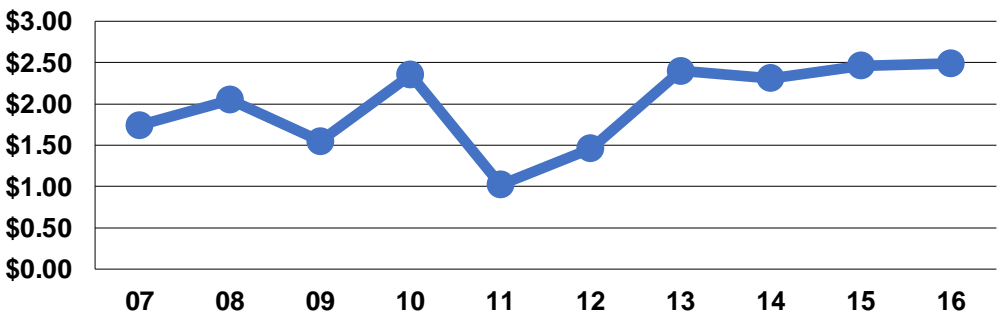
Service Efficiency

Mode	Operating Expenses per Vehicle Revenue Mile	Operating Expenses per Vehicle Revenue Hour
Demand Response	\$2.49	\$48.23
Total	\$2.49	\$48.23

Service Effectiveness

Mode	Operating Expenses per Unlinked Passenger Trip	Unlinked Trips per Vehicle Revenue Mile	Unlinked Trips per Vehicle Revenue Hour
Demand Response	\$26.84	0.1	1.8
Total	\$26.84	0.1	1.8

Operating Expense per Vehicle Revenue Mile:
Agency Total



Unlinked Passenger Trips per Vehicle Revenue
Mile: Agency Total

