

St. Landry Parish Community Action Agency

2016 Annual Agency Profile

General Information

Service Consumption

15,873 Annual Unlinked Trips (UPT)

Service Supplied

125,926 Annual Vehicle Revenue Miles (VRM)

7,837 Annual Vehicle Revenue Hours (VRH)

Summary of Operating Expenses (OE)

\$311,998 Total Operating Expenses

Database Information

NTDID: 6R02-60231

Reporter Type: Rural General Public Transit

Financial Information

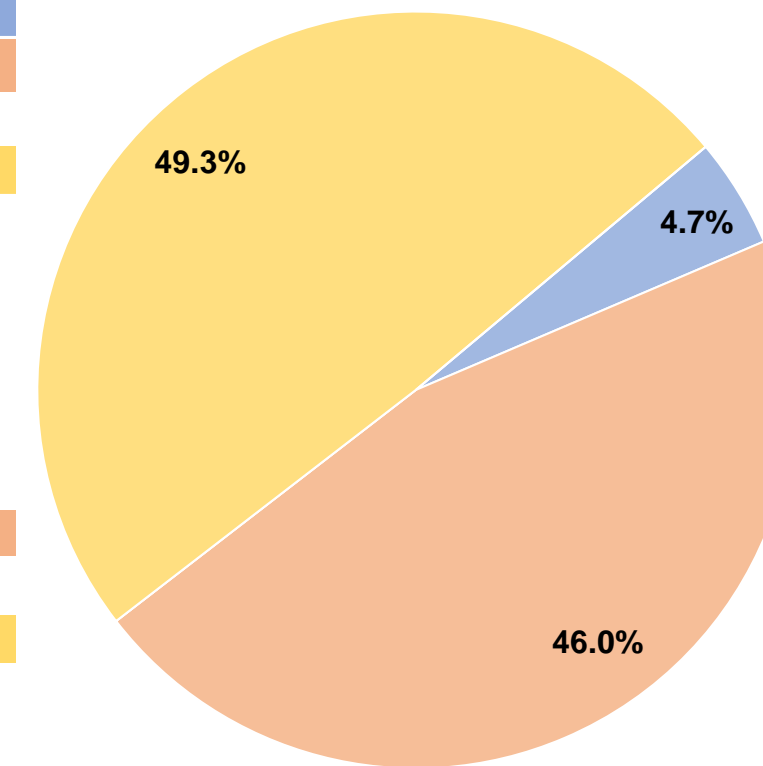
Sources of Operating Funds Expended

Fare Revenues	\$14,640	4.7%
Local Funds	\$143,406	46.0%
State Funds	\$0	0.0%
Federal Assistance	\$153,952	49.3%
Other Funds	\$0	0.0%
Total Operating Funds Expended	\$311,998	100.0%

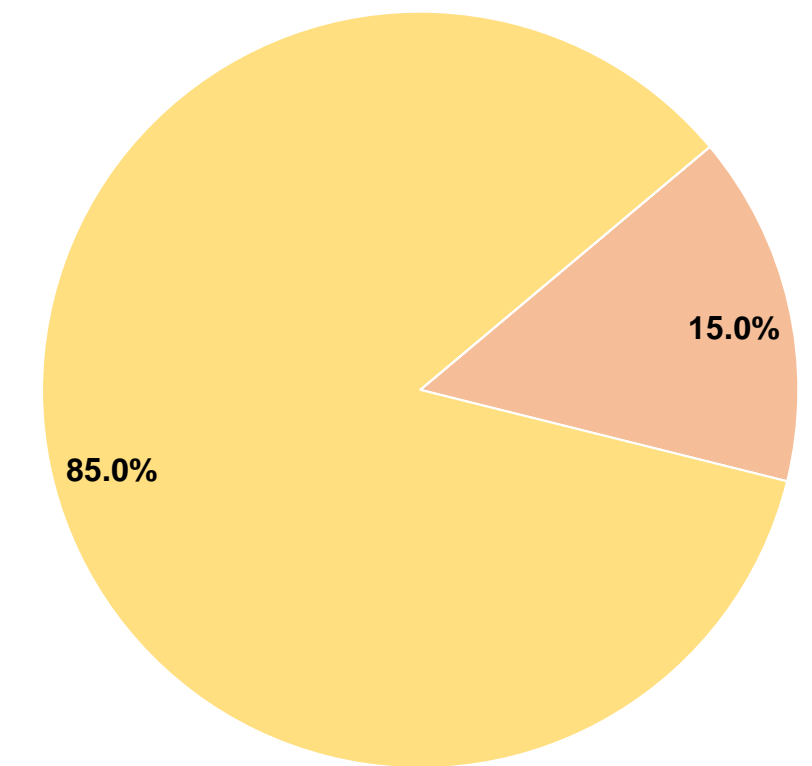
Sources of Capital Funds Expended

Fare Revenues	\$0	0.0%
Local Funds	\$8,238	15.0%
State Funds	\$0	0.0%
Federal Assistance	\$46,680	85.0%
Other Funds	\$0	0.0%
Total Capital Funds Expended	\$54,918	100.0%

Operating Funding Sources



Capital Funding Sources



Modal Characteristics

Operation Characteristics

Vehicles Operated at Maximum Service

Mode	Directly Operated	Purchased Transportation	Operating Expenses	Fare Revenues	Uses of Capital Funds	Annual Unlinked Trips	Annual Vehicle Revenue Miles	Annual Vehicle Revenue Hours
Demand Response	6	-	\$311,998	\$14,640	\$54,918	15,873	125,926	7,837
Total	6	-	\$311,998	\$14,640	\$54,918	15,873	125,926	7,837

Performance Measures

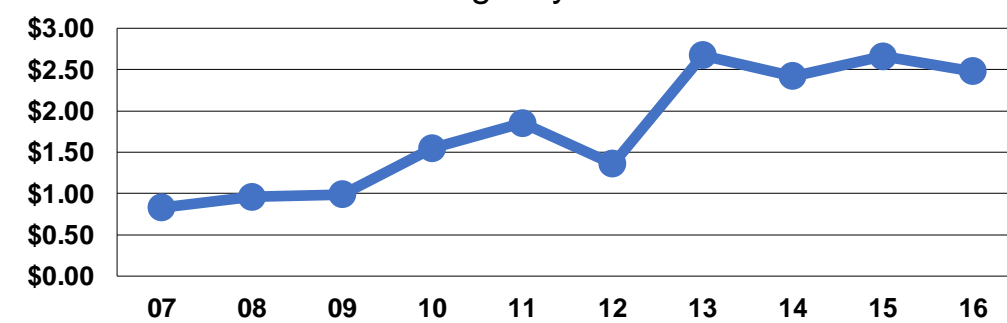
Service Efficiency

Mode	Operating Expenses per Vehicle Revenue Mile	Operating Expenses per Vehicle Revenue Hour
Demand Response	\$2.48	\$39.81
Total	\$2.48	\$39.81

Service Effectiveness

Mode	Operating Expenses per Unlinked Passenger Trip	Unlinked Trips per Vehicle Revenue Mile	Unlinked Trips per Vehicle Revenue Hour
Demand Response	\$19.66	0.1	2.0
Total	\$19.66	0.1	2.0

Operating Expense per Vehicle Revenue Mile: Agency Total



Unlinked Passenger Trips per Vehicle Revenue Mile: Agency Total

