Avoyelles Council on Aging

2016 Annual Agency Profile

224 S Preston St.
Marksville, LA 71351

Public Transportation Director: Ms. Michelle Horne

General Information

Service Consumption

14,168 **Annual Unlinked Trips (UPT)**

Service Supplied

197,801 **Annual Vehicle Revenue Miles (VRM)**
7,883 **Annual Vehicle Revenue Hours (VRH)**

Summary of Operating Expenses (OE)

$484,622 **Total Operating Expenses**

Database Information

NTDID: 6R02-60247
Reporter Type: Rural General Public Transit

Financial Information

Sources of Operating Funds Expended

Fare Revenues	$26,985	5.6%
Local Funds	$224,105	46.2%
State Funds	$0	0.0%
Federal Assistance	$233,532	48.2%
Other Funds	$0	0.0%
Total Operating Funds Expended	**$484,622**	100.0%

Sources of Capital Funds Expended

Fare Revenues	$0
Local Funds	$0
State Funds	$0
Federal Assistance	$0
Other Funds	$0
Total Capital Funds Expended	**$0**

Operating Funding Sources

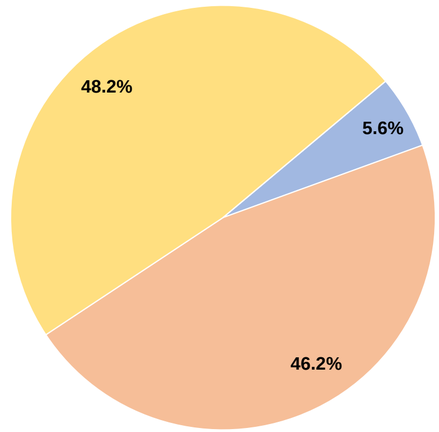

Modal Characteristics

Operation Characteristics

Mode	Vehicles Operated at Maximum Service: Directly Operated	Vehicles Operated at Maximum Service: Purchased Transportation	Operating Expenses	Fare Revenues	Uses of Capital Funds	Annual Unlinked Trips	Annual Vehicle Revenue Miles	Annual Vehicle Revenue Hours
Demand Response	10	-	$484,622	$26,985	$0	14,168	197,801	7,883
Total	**10**	**-**	**$484,622**	**$26,985**	**$0**	**14,168**	**197,801**	**7,883**

Performance Measures

Service Efficiency

Mode	Operating Expenses per Vehicle Revenue Mile	Operating Expenses per Vehicle Revenue Hour
Demand Response	$2.45	$61.48
Total	**$2.45**	**$61.48**

Service Effectiveness

Mode	Operating Expenses per Unlinked Passenger Trip	Unlinked Trips per Vehicle Revenue Mile	Unlinked Trips per Vehicle Revenue Hour
Demand Response	$34.21	0.1	1.8
Total	**$34.21**	**0.1**	**1.8**

Operating Expense per Vehicle Revenue Mile: Agency Total

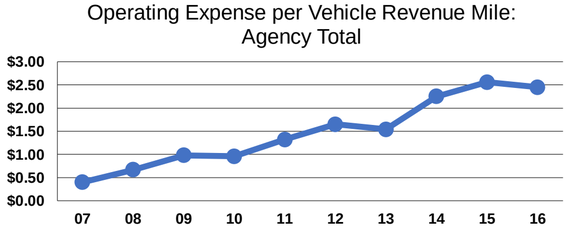
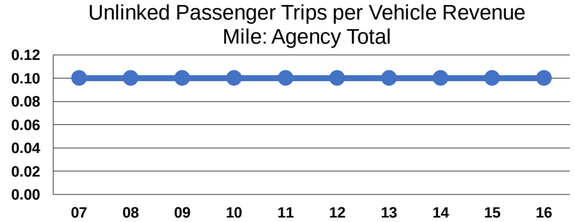
Unlinked Passenger Trips per Vehicle Revenue Mile: Agency Total