

## General Information

### Service Consumption

97,923 Annual Unlinked Trips (UPT)

### Service Supplied

389,676 Annual Vehicle Revenue Miles (VRM)

20,886 Annual Vehicle Revenue Hours (VRH)

### Summary of Operating Expenses (OE)

\$1,055,148 Total Operating Expenses

### Database Information

NTDID: 6R03-60151

Reporter Type: Rural General Public Transit

## Financial Information

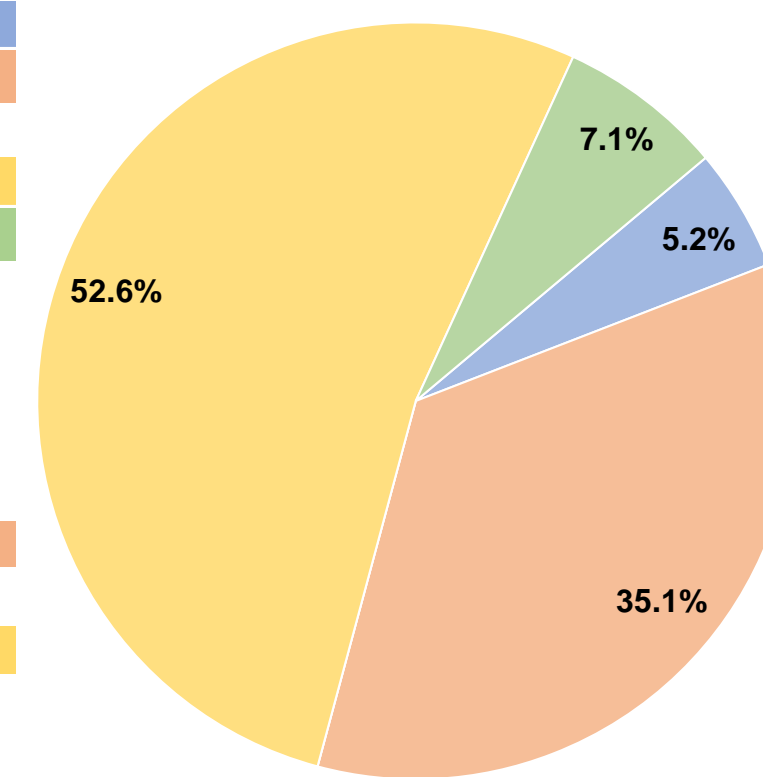
### Sources of Operating Funds Expended

Fare Revenues	\$55,201	5.2%
Local Funds	\$369,926	35.1%
State Funds	\$0	0.0%
Federal Assistance	\$555,515	52.6%
Other Funds	\$74,506	7.1%
<b>Total Operating Funds Expended</b>	<b>\$1,055,148</b>	<b>100.0%</b>

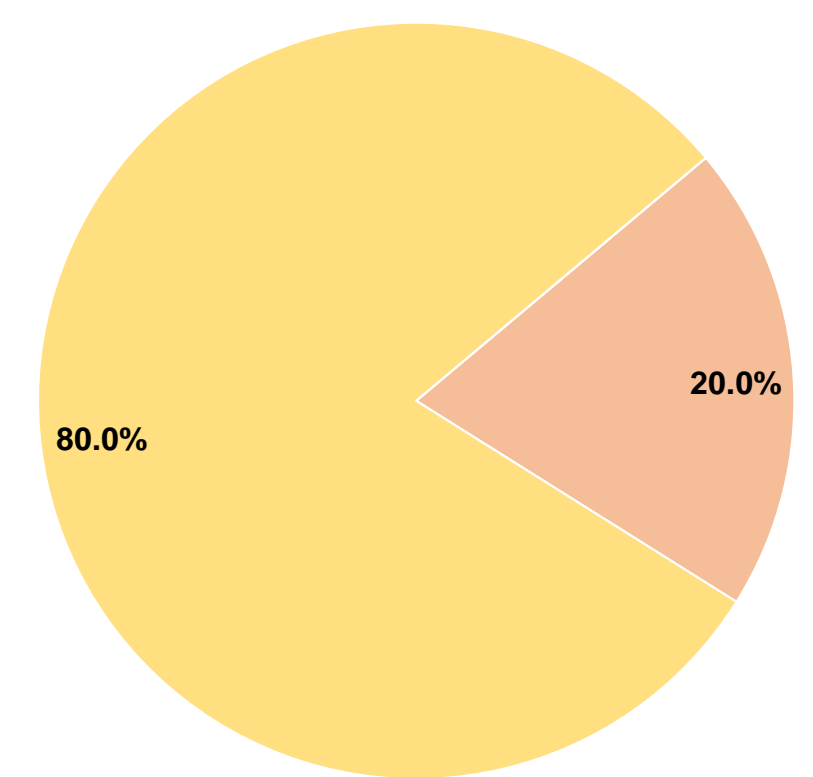
### Sources of Capital Funds Expended

Fare Revenues	\$0	0.0%
Local Funds	\$18,571	20.0%
State Funds	\$0	0.0%
Federal Assistance	\$74,133	80.0%
Other Funds	\$0	0.0%
<b>Total Capital Funds Expended</b>	<b>\$92,704</b>	<b>100.0%</b>

### Operating Funding Sources



### Capital Funding Sources



## Modal Characteristics

### Operation Characteristics

#### Vehicles Operated at Maximum Service

Mode	Directly Operated	Purchased Transportation	Operating Expenses	Fare Revenues	Uses of Capital Funds	Annual Unlinked Trips	Annual Vehicle Revenue Miles	Annual Vehicle Revenue Hours
Demand Response	2	-	\$300,428	\$15,967	\$0	21,109	110,951	7,840
Bus	7	-	\$754,720	\$39,234	\$92,704	76,814	278,725	13,046
<b>Total</b>	<b>9</b>	<b>-</b>	<b>\$1,055,148</b>	<b>\$55,201</b>	<b>\$92,704</b>	<b>97,923</b>	<b>389,676</b>	<b>20,886</b>

### Performance Measures

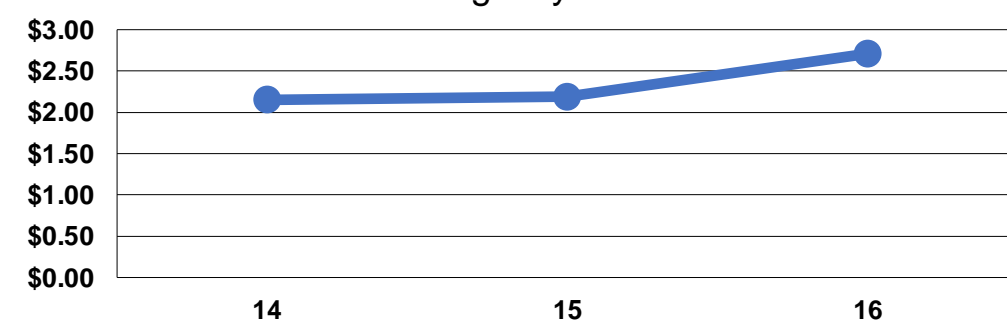
#### Service Efficiency

Mode	Operating Expenses per Vehicle Revenue Mile	Operating Expenses per Vehicle Revenue Hour
Demand Response	\$2.71	\$38.32
Bus	\$2.71	\$57.85
<b>Total</b>	<b>\$2.71</b>	<b>\$50.52</b>

#### Service Effectiveness

Mode	Operating Expenses per Unlinked Passenger Trip	Unlinked Trips per Vehicle Revenue Mile	Unlinked Trips per Vehicle Revenue Hour
Demand Response	\$14.23	0.2	2.7
Bus	\$9.83	0.3	5.9
<b>Total</b>	<b>\$10.78</b>	<b>0.3</b>	<b>4.7</b>

Operating Expense per Vehicle Revenue Mile: Agency Total



Unlinked Passenger Trips per Vehicle Revenue Mile: Agency Total

