

**General Information**

**Financial Information**

**Service Consumption**

58,452 Annual Unlinked Trips (UPT)

**Service Supplied**

168,316 Annual Vehicle Revenue Miles (VRM)

12,653 Annual Vehicle Revenue Hours (VRH)

**Summary of Operating Expenses (OE)**

\$855,659 Total Operating Expenses

**Database Information**

NTDID: 6R03-60190

Reporter Type: Rural General Public Transit

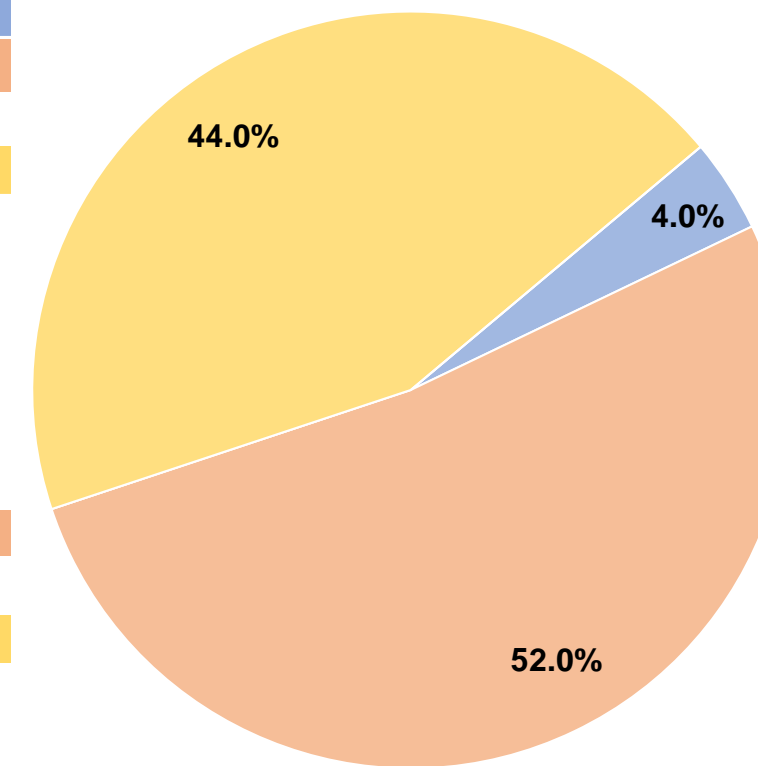
**Sources of Operating Funds Expended**

Fare Revenues	\$34,203	4.0%
Local Funds	\$445,091	52.0%
State Funds	\$0	0.0%
Federal Assistance	\$376,365	44.0%
Other Funds	\$0	0.0%
<b>Total Operating Funds Expended</b>	<b>\$855,659</b>	<b>100.0%</b>

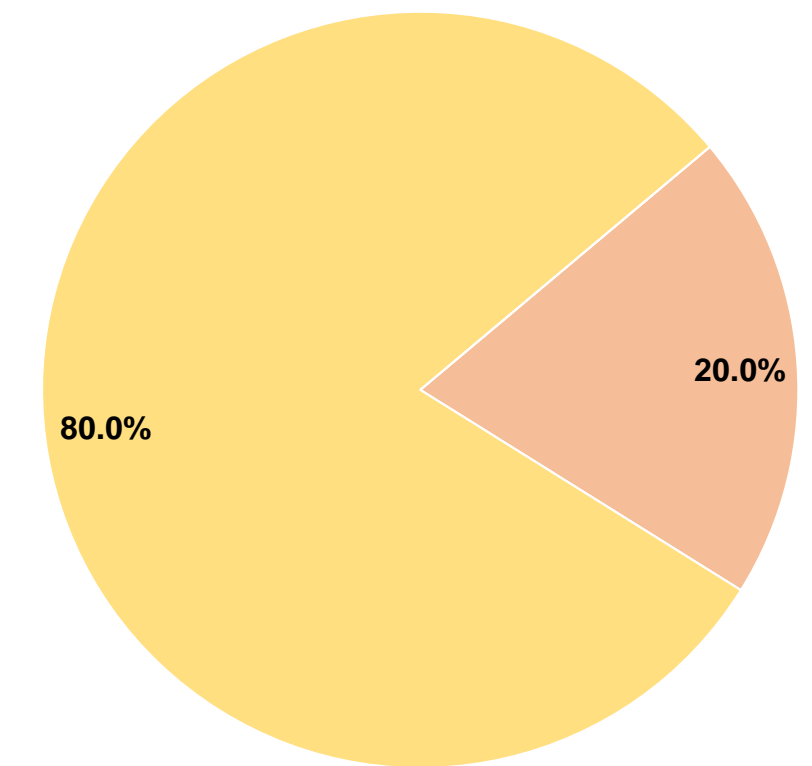
**Sources of Capital Funds Expended**

Fare Revenues	\$0	0.0%
Local Funds	\$18,269	20.0%
State Funds	\$0	0.0%
Federal Assistance	\$73,078	80.0%
Other Funds	\$0	0.0%
<b>Total Capital Funds Expended</b>	<b>\$91,347</b>	<b>100.0%</b>

**Operating Funding Sources**



**Capital Funding Sources**



**Modal Characteristics**

**Operation Characteristics**

**Vehicles Operated at Maximum Service**

Mode	Directly Operated	Purchased Transportation	Operating Expenses	Fare Revenues	Uses of Capital Funds	Annual Unlinked Trips	Annual Vehicle Revenue Miles	Annual Vehicle Revenue Hours
Demand Response	5	-	\$136,020	\$5,437	\$91,347	7,172	26,759	1,825
Bus	3	-	\$719,639	\$28,766	\$0	51,280	141,557	10,828
<b>Total</b>	<b>8</b>	<b>-</b>	<b>\$855,659</b>	<b>\$34,203</b>	<b>\$91,347</b>	<b>58,452</b>	<b>168,316</b>	<b>12,653</b>

**Performance Measures**

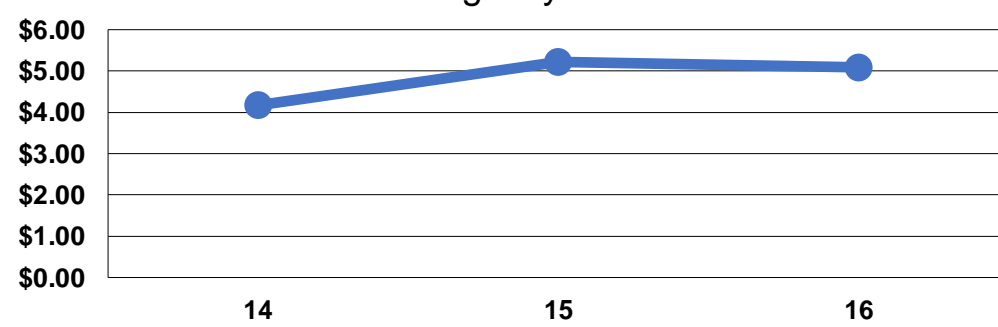
**Service Efficiency**

Mode	Operating Expenses per Vehicle Revenue Mile	Operating Expenses per Vehicle Revenue Hour
Demand Response	\$5.08	\$74.53
Bus	\$5.08	\$66.46
<b>Total</b>	<b>\$5.08</b>	<b>\$67.62</b>

**Service Effectiveness**

Mode	Operating Expenses per Unlinked Passenger Trip	Unlinked Trips per Vehicle Revenue Mile	Unlinked Trips per Vehicle Revenue Hour
Demand Response	\$18.97	0.3	3.9
Bus	\$14.03	0.4	4.7
<b>Total</b>	<b>\$14.64</b>	<b>0.3</b>	<b>4.6</b>

Operating Expense per Vehicle Revenue Mile: Agency Total



Unlinked Passenger Trips per Vehicle Revenue Mile: Agency Total

