

## General Information

### Service Consumption

106,869 Annual Unlinked Trips (UPT)

### Service Supplied

473,553 Annual Vehicle Revenue Miles (VRM)

19,391 Annual Vehicle Revenue Hours (VRH)

### Summary of Operating Expenses (OE)

\$1,075,145 Total Operating Expenses

### Database Information

NTDID: 6R03-60206

Reporter Type: Rural General Public Transit

## Financial Information

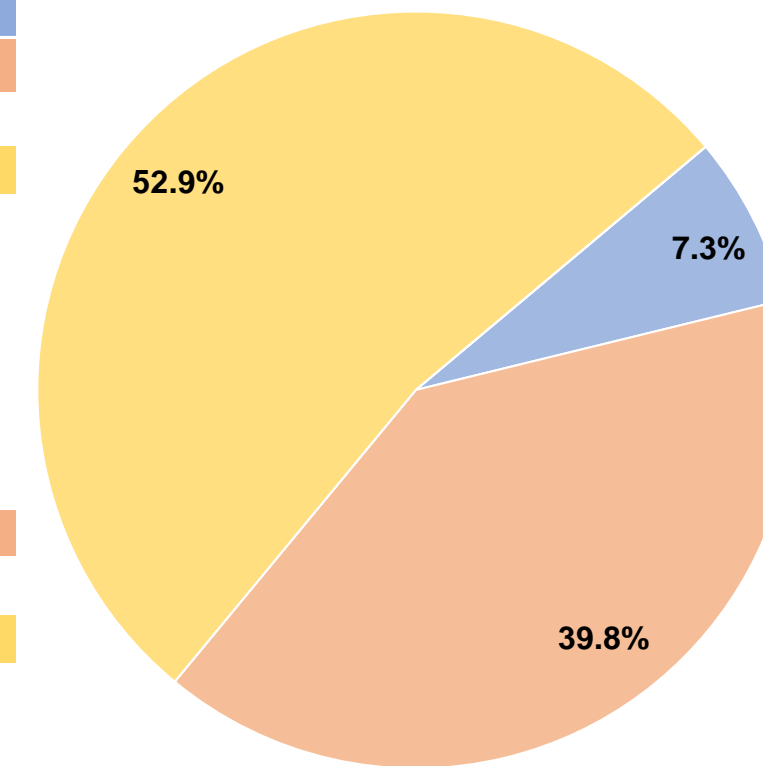
### Sources of Operating Funds Expended

Fare Revenues	\$78,419	7.3%
Local Funds	\$428,001	39.8%
State Funds	\$0	0.0%
Federal Assistance	\$568,725	52.9%
Other Funds	\$0	0.0%
<b>Total Operating Funds Expended</b>	<b>\$1,075,145</b>	<b>100.0%</b>

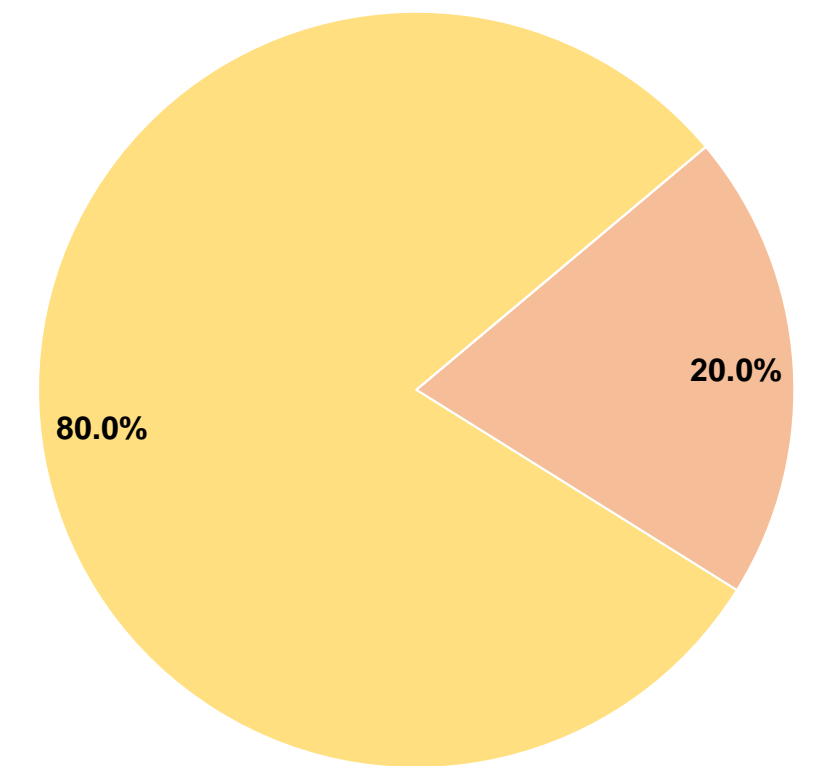
### Sources of Capital Funds Expended

Fare Revenues	\$0	0.0%
Local Funds	\$12,981	20.0%
State Funds	\$0	0.0%
Federal Assistance	\$51,923	80.0%
Other Funds	\$0	0.0%
<b>Total Capital Funds Expended</b>	<b>\$64,904</b>	<b>100.0%</b>

### Operating Funding Sources



### Capital Funding Sources



## Modal Characteristics

### Operation Characteristics

#### Vehicles Operated at Maximum Service

Mode	Directly Operated	Purchased Transportation	Operating Expenses	Fare Revenues	Uses of Capital Funds	Annual Unlinked Trips	Annual Vehicle Revenue Miles	Annual Vehicle Revenue Hours
Demand Response	3	-	\$43,973	\$3,207	\$0	3,866	19,365	2,313
Bus	6	-	\$1,031,172	\$75,212	\$64,904	103,003	454,188	17,078
<b>Total</b>	<b>9</b>	<b>-</b>	<b>\$1,075,145</b>	<b>\$78,419</b>	<b>\$64,904</b>	<b>106,869</b>	<b>473,553</b>	<b>19,391</b>

### Performance Measures

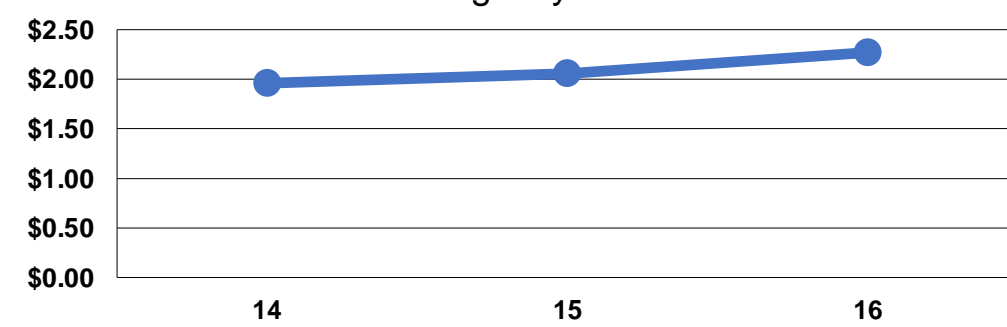
#### Service Efficiency

Mode	Operating Expenses per Vehicle Revenue Mile	Operating Expenses per Vehicle Revenue Hour
Demand Response	\$2.27	\$19.01
Bus	\$2.27	\$60.38
<b>Total</b>	<b>\$2.27</b>	<b>\$55.45</b>

#### Service Effectiveness

Mode	Operating Expenses per Unlinked Passenger Trip	Unlinked Trips per Vehicle Revenue Mile	Unlinked Trips per Vehicle Revenue Hour
Demand Response	\$11.37	0.2	1.7
Bus	\$10.01	0.2	6.0
<b>Total</b>	<b>\$10.06</b>	<b>0.2</b>	<b>5.5</b>

Operating Expense per Vehicle Revenue Mile: Agency Total



Unlinked Passenger Trips per Vehicle Revenue Mile: Agency Total

