

General Information

Financial Information

Service Consumption

59,740 Annual Unlinked Trips (UPT)

Service Supplied

174,519 Annual Vehicle Revenue Miles (VRM)

12,064 Annual Vehicle Revenue Hours (VRH)

Summary of Operating Expenses (OE)

\$797,710 Total Operating Expenses

Database Information

NTDID: 6R03-60225

Reporter Type: Rural General Public Transit

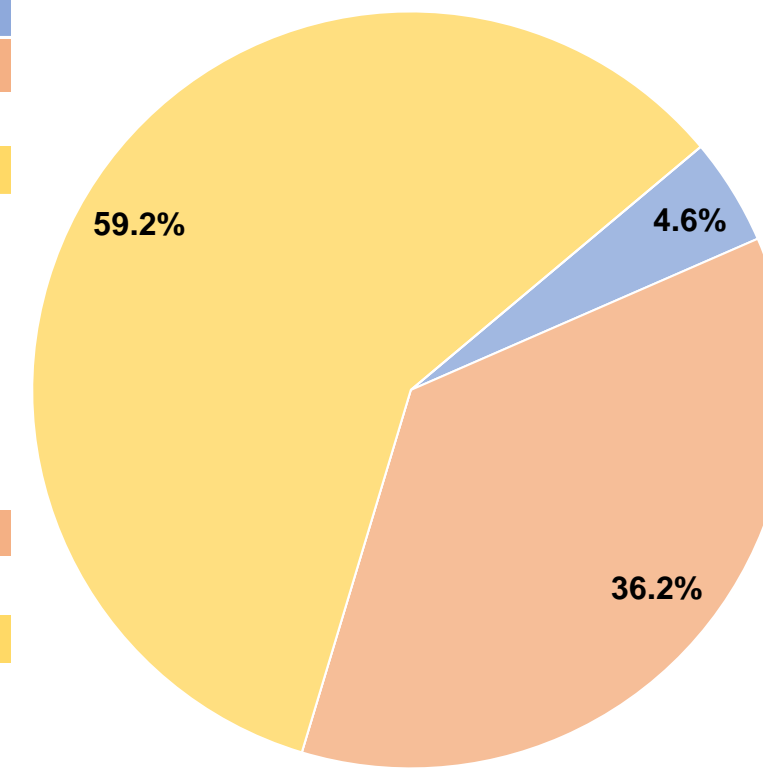
Sources of Operating Funds Expended

Fare Revenues	\$36,440	4.6%
Local Funds	\$288,711	36.2%
State Funds	\$0	0.0%
Federal Assistance	\$472,559	59.2%
Other Funds	\$0	0.0%
Total Operating Funds Expended	\$797,710	100.0%

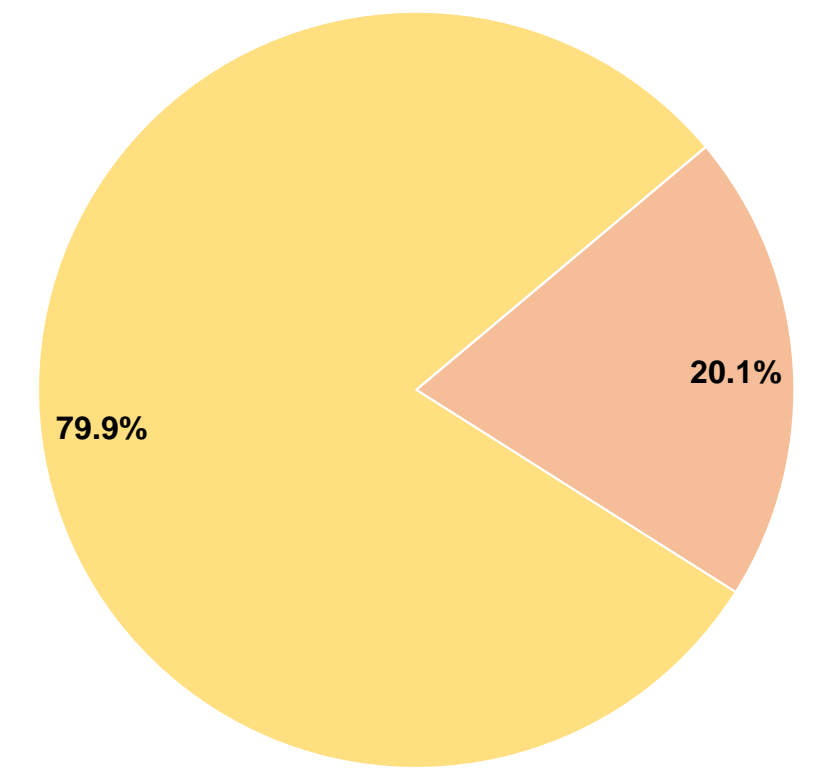
Sources of Capital Funds Expended

Fare Revenues	\$0	0.0%
Local Funds	\$11,066	20.1%
State Funds	\$0	0.0%
Federal Assistance	\$44,000	79.9%
Other Funds	\$0	0.0%
Total Capital Funds Expended	\$55,066	100.0%

Operating Funding Sources



Capital Funding Sources



Modal Characteristics

Operation Characteristics

Vehicles Operated at Maximum Service

Mode	Directly Operated	Purchased Transportation	Operating Expenses	Fare Revenues	Uses of Capital Funds	Annual Unlinked Trips	Annual Vehicle Revenue Miles	Annual Vehicle Revenue Hours
Demand Response	15	-	\$797,710	\$36,440	\$55,066	59,740	174,519	12,064
Total	15	-	\$797,710	\$36,440	\$55,066	59,740	174,519	12,064

Performance Measures

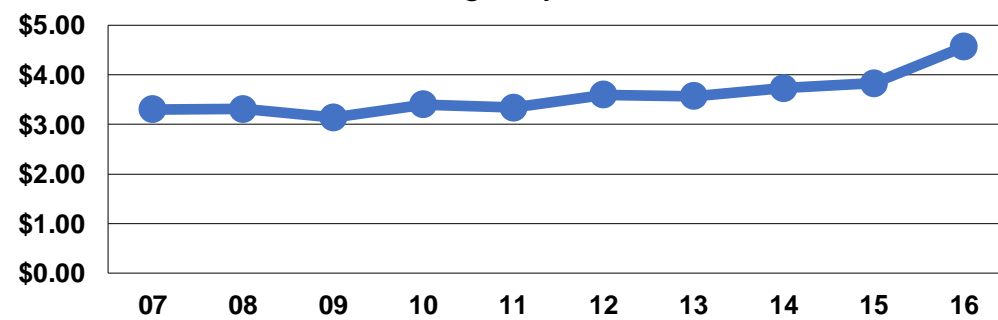
Service Efficiency

Mode	Operating Expenses per Vehicle Revenue Mile	Operating Expenses per Vehicle Revenue Hour
Demand Response	\$4.57	\$66.12
Total	\$4.57	\$66.12

Service Effectiveness

Mode	Operating Expenses per Unlinked Passenger Trip	Unlinked Trips per Vehicle Revenue Mile	Unlinked Trips per Vehicle Revenue Hour
Demand Response	\$13.35	0.3	5.0
Total	\$13.35	0.3	5.0

Operating Expense per Vehicle Revenue Mile: Agency Total



Unlinked Passenger Trips per Vehicle Revenue Mile: Agency Total

