

General Information

Financial Information

Service Consumption

17,596 Annual Unlinked Trips (UPT)

Service Supplied

68,357 Annual Vehicle Revenue Miles (VRM)

4,284 Annual Vehicle Revenue Hours (VRH)

Summary of Operating Expenses (OE)

\$265,997 Total Operating Expenses

Database Information

NTDID: 6R03-60236

Reporter Type: Rural General Public Transit

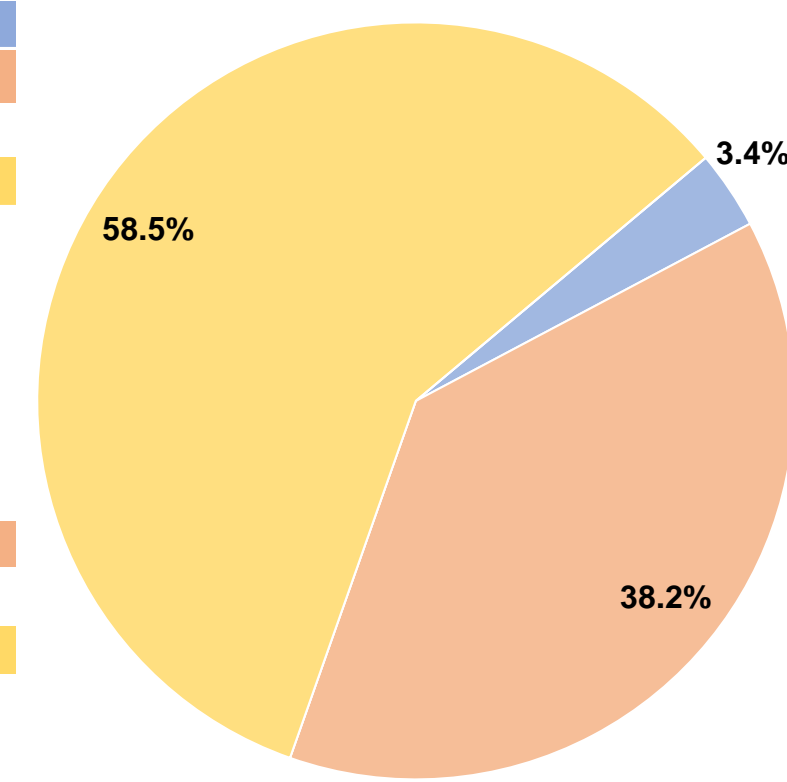
Sources of Operating Funds Expended

Fare Revenues	\$8,918	3.4%
Local Funds	\$101,480	38.2%
State Funds	\$0	0.0%
Federal Assistance	\$155,599	58.5%
Other Funds	\$0	0.0%
Total Operating Funds Expended	\$265,997	100.0%

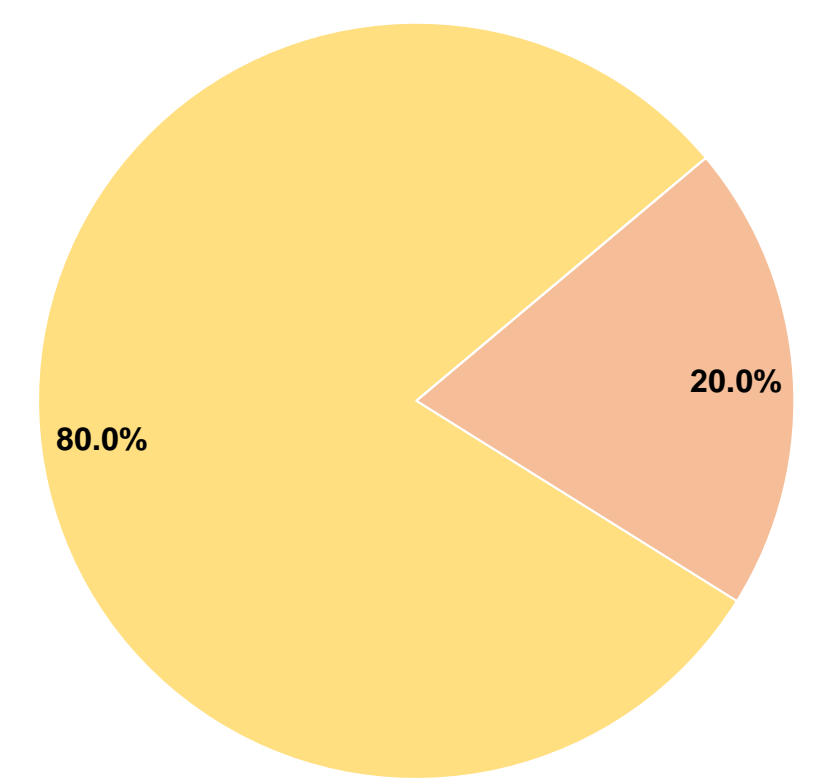
Sources of Capital Funds Expended

Fare Revenues	\$0	0.0%
Local Funds	\$10,339	20.0%
State Funds	\$0	0.0%
Federal Assistance	\$41,356	80.0%
Other Funds	\$0	0.0%
Total Capital Funds Expended	\$51,695	100.0%

Operating Funding Sources



Capital Funding Sources



Modal Characteristics

Operation Characteristics

Vehicles Operated at Maximum Service

Mode	Directly Operated	Purchased Transportation	Operating Expenses	Fare Revenues	Uses of Capital Funds	Annual Unlinked Trips	Annual Vehicle Revenue Miles	Annual Vehicle Revenue Hours
Demand Response	5	-	\$265,997	\$8,918	\$51,695	17,596	68,357	4,284
Total	5	-	\$265,997	\$8,918	\$51,695	17,596	68,357	4,284

Performance Measures

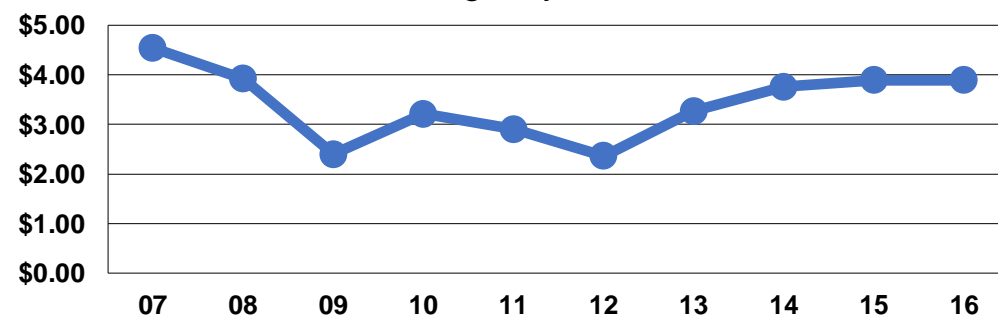
Service Efficiency

Mode	Operating Expenses per Vehicle Revenue Mile	Operating Expenses per Vehicle Revenue Hour
Demand Response	\$3.89	\$62.09
Total	\$3.89	\$62.09

Service Effectiveness

Mode	Operating Expenses per Unlinked Passenger Trip	Unlinked Trips per Vehicle Revenue Mile	Unlinked Trips per Vehicle Revenue Hour
Demand Response	\$15.12	0.3	4.1
Total	\$15.12	0.3	4.1

Operating Expense per Vehicle Revenue Mile: Agency Total



Unlinked Passenger Trips per Vehicle Revenue Mile: Agency Total

