http://www.cocaa.org
P.O. Box 486
Shawnee, OK 74802

Central Oklahoma Community Action Agency

2016 Annual Agency Profile

Transportation Manager: Mr. Joshua Jones

General Information

Service Consumption

20,593 **Annual Unlinked Trips (UPT)**

Service Supplied

274,964 **Annual Vehicle Revenue Miles (VRM)**
16,123 **Annual Vehicle Revenue Hours (VRH)**

Summary of Operating Expenses (OE)

$488,873 **Total Operating Expenses**

Database Information

NTDID: 6R04-60259
Reporter Type: Rural General Public Transit

Financial Information

Sources of Operating Funds Expended

Fare Revenues	$23,626	4.8%
Local Funds	$60,000	12.3%
State Funds	$45,457	9.3%
Federal Assistance	$123,755	25.3%
Other Funds	$236,035	48.3%
Total Operating Funds Expended	**$488,873**	100.0%

Sources of Capital Funds Expended

Fare Revenues	$0
Local Funds	$0
State Funds	$0
Federal Assistance	$0
Other Funds	$0
Total Capital Funds Expended	**$0**

Operating Funding Sources

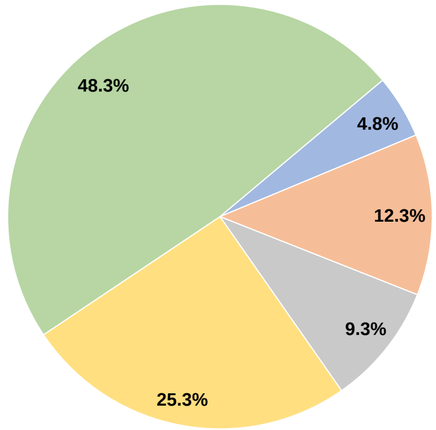

Modal Characteristics

Operation Characteristics

Mode	Vehicles Operated at Maximum Service: Directly Operated	Vehicles Operated at Maximum Service: Purchased Transportation	Operating Expenses	Fare Revenues	Uses of Capital Funds	Annual Unlinked Trips	Annual Vehicle Revenue Miles	Annual Vehicle Revenue Hours
Demand Response	10	-	$488,873	$23,626	$0	20,593	274,964	16,123
Total	**10**	**-**	**$488,873**	**$23,626**	**$0**	**20,593**	**274,964**	**16,123**

Performance Measures

Service Efficiency

Mode	Operating Expenses per Vehicle Revenue Mile	Operating Expenses per Vehicle Revenue Hour
Demand Response	$1.78	$30.32
Total	**$1.78**	**$30.32**

Service Effectiveness

Mode	Operating Expenses per Unlinked Passenger Trip	Unlinked Trips per Vehicle Revenue Mile	Unlinked Trips per Vehicle Revenue Hour
Demand Response	$23.74	0.1	1.3
Total	**$23.74**	**0.1**	**1.3**

Operating Expense per Vehicle Revenue Mile: Agency Total

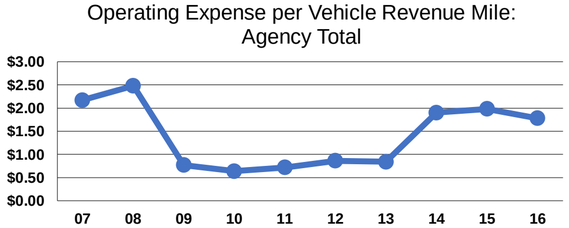
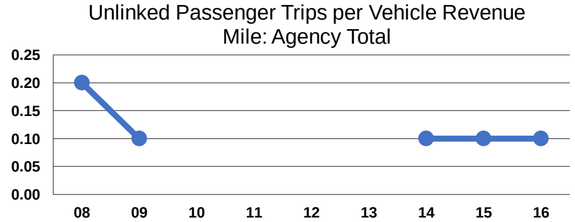
Unlinked Passenger Trips per Vehicle Revenue Mile: Agency Total