

General Information

Service Consumption

115,308 Annual Unlinked Trips (UPT)

Service Supplied

629,545 Annual Vehicle Revenue Miles (VRM)

42,124 Annual Vehicle Revenue Hours (VRH)

Summary of Operating Expenses (OE)

\$1,594,598 Total Operating Expenses

Database Information

NTDID: 6R05-60143

Reporter Type: Rural General Public Transit

Financial Information

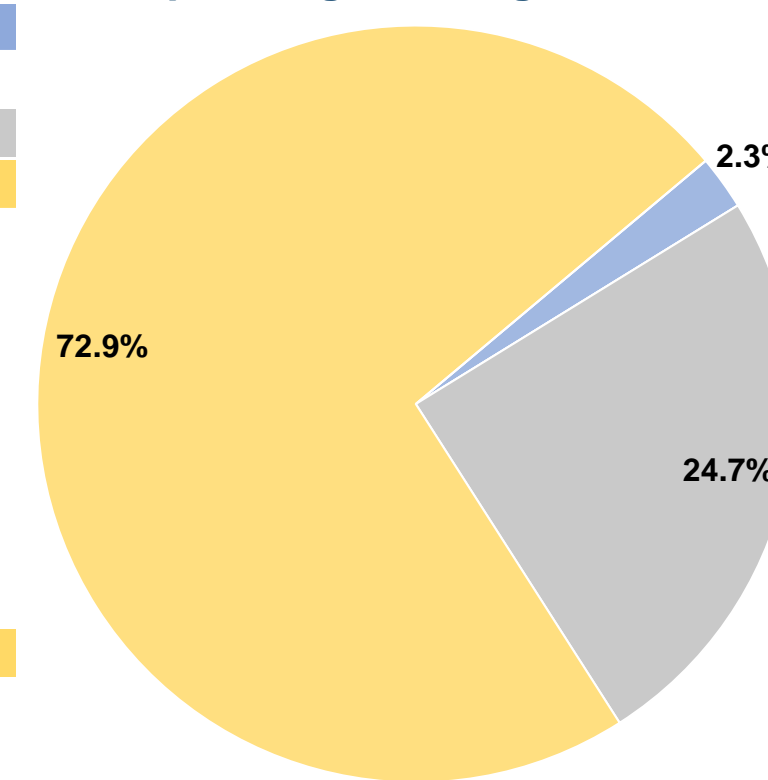
Sources of Operating Funds Expended

Fare Revenues	\$36,974	2.3%
Local Funds	\$0	0.0%
State Funds	\$394,489	24.7%
Federal Assistance	\$1,163,135	72.9%
Other Funds	\$0	0.0%
Total Operating Funds Expended	\$1,594,598	100.0%

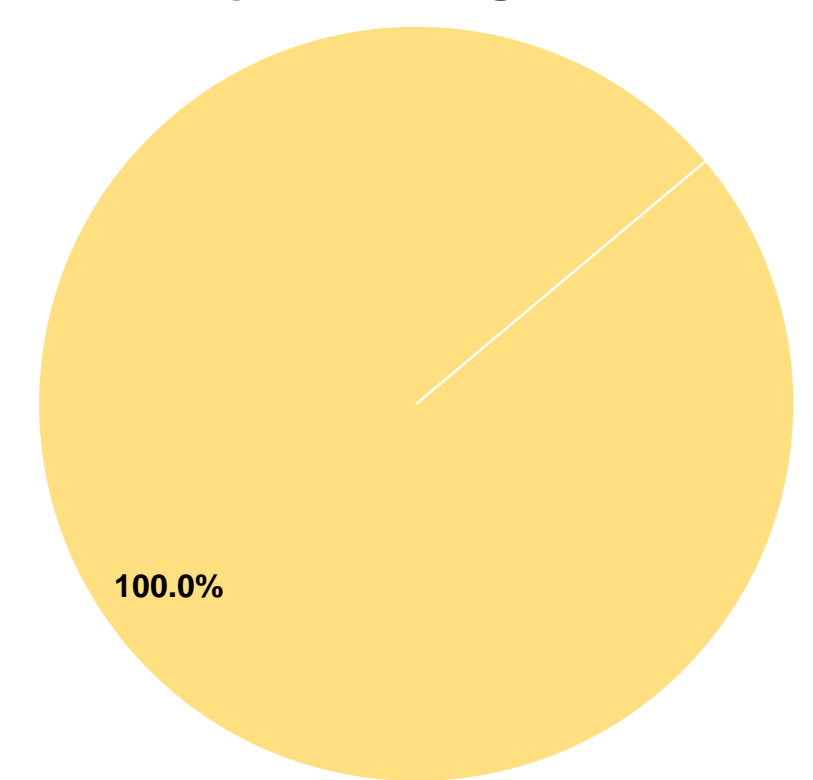
Sources of Capital Funds Expended

Fare Revenues	\$0	0.0%
Local Funds	\$0	0.0%
State Funds	\$0	0.0%
Federal Assistance	\$2,340	100.0%
Other Funds	\$0	0.0%
Total Capital Funds Expended	\$2,340	100.0%

Operating Funding Sources



Capital Funding Sources



Modal Characteristics

Operation Characteristics

Vehicles Operated at Maximum Service

Mode	Directly Operated	Purchased Transportation	Operating Expenses	Fare Revenues	Uses of Capital Funds	Annual Unlinked Trips	Annual Vehicle Revenue Miles	Annual Vehicle Revenue Hours
Demand Response	48	-	\$1,594,598	\$36,974	\$2,340	115,308	629,545	42,124
Total	48	-	\$1,594,598	\$36,974	\$2,340	115,308	629,545	42,124

Performance Measures

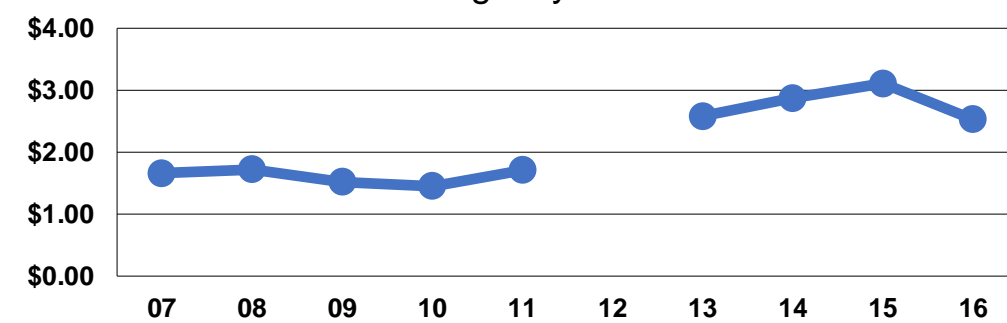
Service Efficiency

Mode	Operating Expenses per Vehicle Revenue Mile	Operating Expenses per Vehicle Revenue Hour
Demand Response	\$2.53	\$37.85
Total	\$2.53	\$37.85

Service Effectiveness

Mode	Operating Expenses per Unlinked Passenger Trip	Unlinked Trips per Vehicle Revenue Mile	Unlinked Trips per Vehicle Revenue Hour
Demand Response	\$13.83	0.2	2.7
Total	\$13.83	0.2	2.7

Operating Expense per Vehicle Revenue Mile: Agency Total



Unlinked Passenger Trips per Vehicle Revenue Mile: Agency Total

