

General Information

Service Consumption

294,980 Annual Unlinked Trips (UPT)

Service Supplied

2,176,799 Annual Vehicle Revenue Miles (VRM)  
 60,184 Annual Vehicle Revenue Hours (VRH)

Summary of Operating Expenses (OE)

\$3,333,011 Total Operating Expenses

Database Information

NTDID: 6R05-60179

Reporter Type: Rural General Public Transit

Financial Information

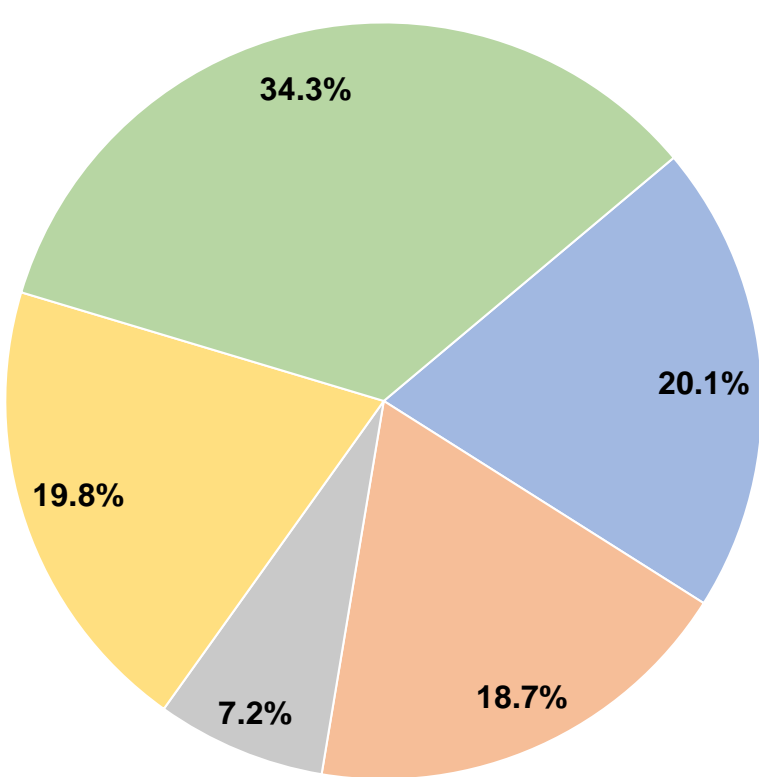
Sources of Operating Funds Expended

Fare Revenues	\$669,316	20.1%
Local Funds	\$621,875	18.7%
State Funds	\$241,443	7.2%
Federal Assistance	\$658,657	19.8%
Other Funds	\$1,141,720	34.3%
<b>Total Operating Funds Expended</b>	<b>\$3,333,011</b>	<b>100.0%</b>

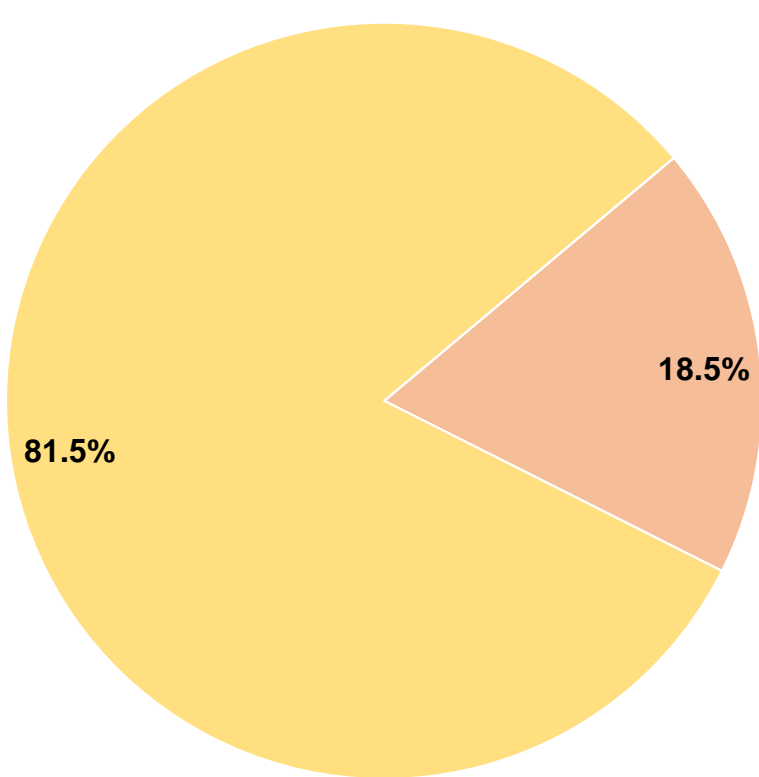
Sources of Capital Funds Expended

Fare Revenues	\$0	0.0%
Local Funds	\$152,521	18.5%
State Funds	\$0	0.0%
Federal Assistance	\$670,279	81.5%
Other Funds	\$0	0.0%
<b>Total Capital Funds Expended</b>	<b>\$822,800</b>	<b>100.0%</b>

Operating Funding Sources



Capital Funding Sources



Modal Characteristics

Operation Characteristics

Vehicles Operated  
at Maximum Service

Mode	Directly Operated	Purchased Transportation	Operating Expenses	Fare Revenues	Uses of Capital Funds	Annual Unlinked Trips	Annual Vehicle Revenue Miles	Annual Vehicle Revenue Hours
Commuter Bus	-	17	\$3,114,500	\$238,092	\$527,521	198,049	875,922	37,220
Vanpool	-	60	\$218,511	\$431,224	\$295,279	96,931	1,300,877	22,964
<b>Total</b>	<b>-</b>	<b>77</b>	<b>\$3,333,011</b>	<b>\$669,316</b>	<b>\$822,800</b>	<b>294,980</b>	<b>2,176,799</b>	<b>60,184</b>

Performance Measures

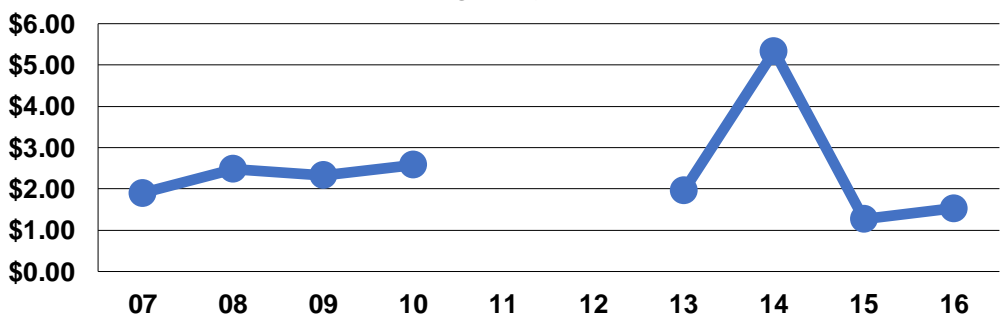
Service Efficiency

Mode	Operating Expenses per Vehicle Revenue Mile	Operating Expenses per Vehicle Revenue Hour
Commuter Bus	\$3.56	\$83.68
Vanpool	\$0.17	\$9.52
<b>Total</b>	<b>\$1.53</b>	<b>\$55.38</b>

Service Effectiveness

Mode	Operating Expenses per Unlinked Passenger Trip	Unlinked Trips per Vehicle Revenue Mile	Unlinked Trips per Vehicle Revenue Hour
Commuter Bus	\$15.73	0.2	5.3
Vanpool	\$2.25	0.1	4.2
<b>Total</b>	<b>\$11.30</b>	<b>0.1</b>	<b>4.9</b>

Operating Expense per Vehicle Revenue Mile:  
Agency Total



Unlinked Passenger Trips per Vehicle Revenue  
Mile: Agency Total

