

**General Information**

**Financial Information**

**Service Consumption**

101,800 Annual Unlinked Trips (UPT)

**Service Supplied**

1,744,510 Annual Vehicle Revenue Miles (VRM)

83,466 Annual Vehicle Revenue Hours (VRH)

**Summary of Operating Expenses (OE)**

\$4,129,618 Total Operating Expenses

**Database Information**

NTDID: 6R05-60243

Reporter Type: Rural General Public Transit

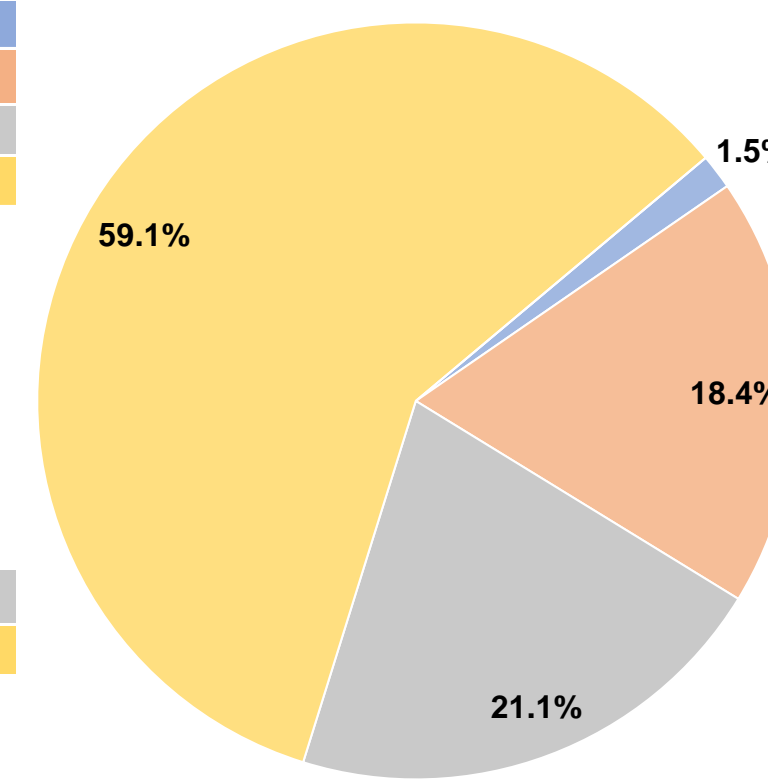
**Sources of Operating Funds Expended**

Fare Revenues	\$61,914	1.5%
Local Funds	\$758,661	18.4%
State Funds	\$869,352	21.1%
Federal Assistance	\$2,439,691	59.1%
Other Funds	\$0	0.0%
<b>Total Operating Funds Expended</b>	<b>\$4,129,618</b>	<b>100.0%</b>

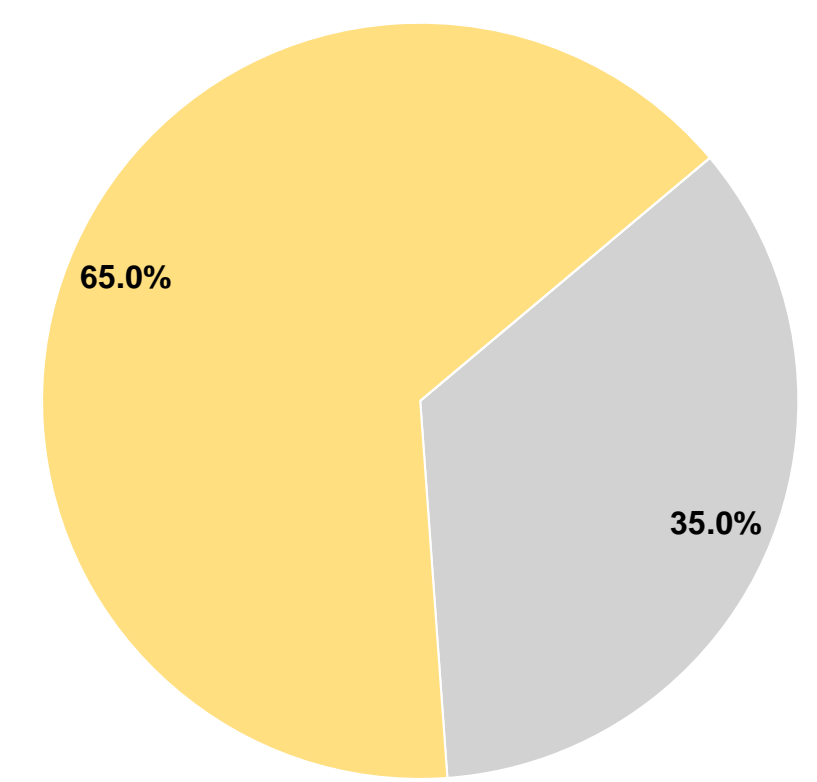
**Sources of Capital Funds Expended**

Fare Revenues	\$0	0.0%
Local Funds	\$0	0.0%
State Funds	\$86,629	35.0%
Federal Assistance	\$161,124	65.0%
Other Funds	\$0	0.0%
<b>Total Capital Funds Expended</b>	<b>\$247,753</b>	<b>100.0%</b>

**Operating Funding Sources**



**Capital Funding Sources**



**Modal Characteristics**

**Operation Characteristics**

**Vehicles Operated at Maximum Service**

Mode	Directly Operated	Purchased Transportation	Operating Expenses	Fare Revenues	Uses of Capital Funds	Annual Unlinked Trips	Annual Vehicle Revenue Miles	Annual Vehicle Revenue Hours
Demand Response	109	-	\$4,129,618	\$61,914	\$247,753	101,800	1,744,510	83,466
<b>Total</b>	<b>109</b>	<b>-</b>	<b>\$4,129,618</b>	<b>\$61,914</b>	<b>\$247,753</b>	<b>101,800</b>	<b>1,744,510</b>	<b>83,466</b>

**Performance Measures**

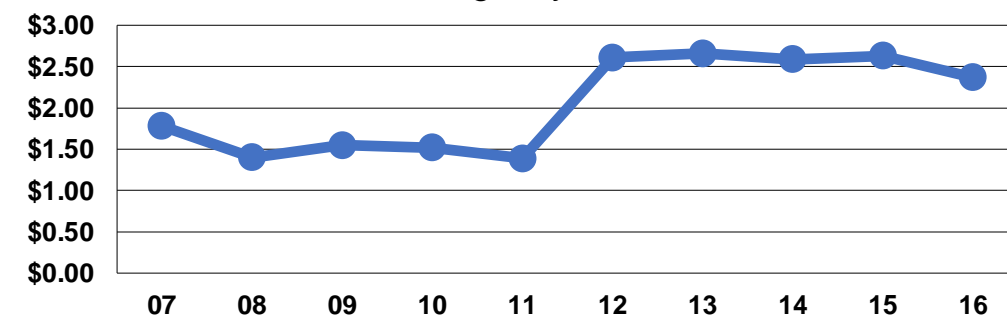
**Service Efficiency**

Mode	Operating Expenses per Vehicle Revenue Mile	Operating Expenses per Vehicle Revenue Hour
Demand Response	\$2.37	\$49.48
<b>Total</b>	<b>\$2.37</b>	<b>\$49.48</b>

**Service Effectiveness**

Mode	Operating Expenses per Unlinked Passenger Trip	Unlinked Trips per Vehicle Revenue Mile	Unlinked Trips per Vehicle Revenue Hour
Demand Response	\$40.57	0.1	1.2
<b>Total</b>	<b>\$40.57</b>	<b>0.1</b>	<b>1.2</b>

Operating Expense per Vehicle Revenue Mile: Agency Total



Unlinked Passenger Trips per Vehicle Revenue Mile: Agency Total

