

General Information

Urbanized Area (UZA) Statistics - 2010 Census

Davenport, IA-IL
138 Square Miles
280,051 Population
134 Pop. Rank out of 498 UZAs

Service Area Statistics

26 Square Miles
99,685 Population

Service Consumption

1,228,300 Annual Unlinked Trips (UPT)

Service Supplied

817,817 Annual Vehicle Revenue Miles (VRM)
56,822 Annual Vehicle Revenue Hours (VRH)

Database Information

NTDID: 70009

Reporter Type: Reduced Reporter

Financial Information

Sources of Operating Funds Expended

Fare Revenues	\$416,402	6.1%
Local Funds	\$4,449,804	65.4%
State Funds	\$452,977	6.7%
Federal Assistance	\$1,403,812	20.6%
Other Funds	\$77,935	1.1%

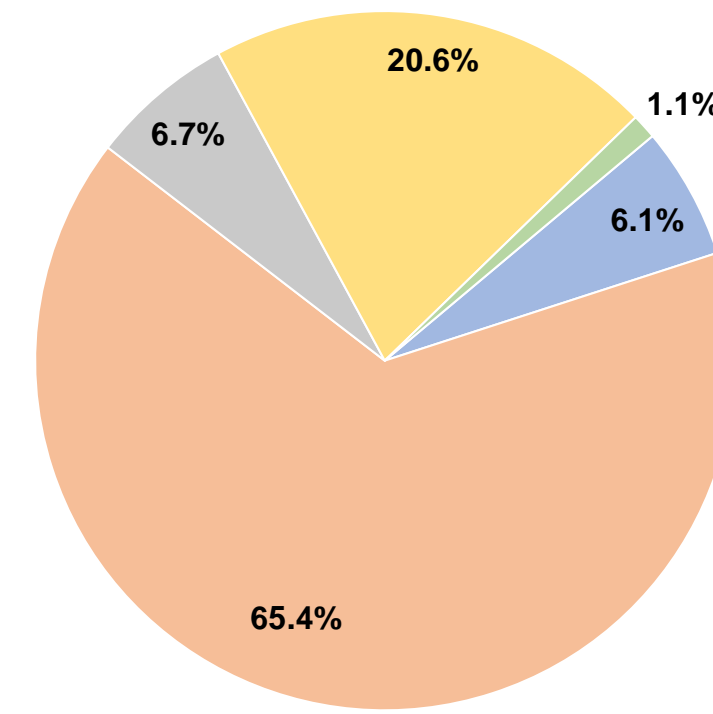
Total Operating Funds Expended \$6,800,930 100.0%

Sources of Capital Funds Expended

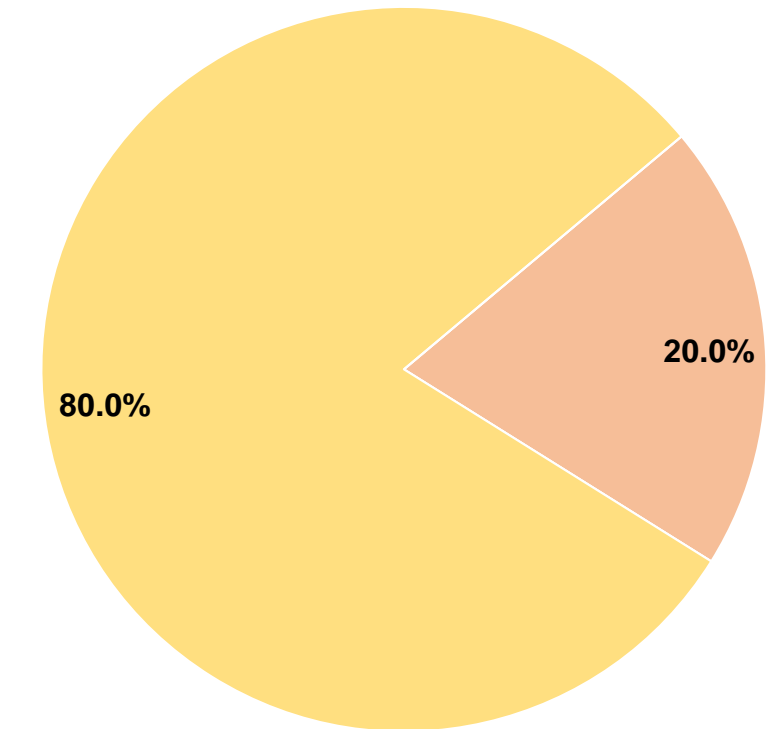
Fare Revenues	\$0	0.0%
Local Funds	\$4,500	20.0%
State Funds	\$0	0.0%
Federal Assistance	\$18,000	80.0%
Other Funds	\$0	0.0%

Total Capital Funds Expended \$22,500 100.0%

Operating Funding Sources



Capital Funding Sources



Modal Characteristics

Operation Characteristics

Vehicles Operated at Maximum Service

Mode	Directly Operated	Purchased Transportation	Operating Expenses	Fare Revenues	Uses of Capital Funds	Annual Unlinked Trips	Annual Vehicle Revenue Miles	Annual Vehicle Revenue Hours	Average Fleet Age in Years ^a
Bus	18 ¹	-	\$6,025,735 ¹	\$416,402	\$22,500 ¹	1,228,300	817,817	56,822	11.4
Total	18	-	\$6,025,735	\$416,402	\$22,500	1,228,300	817,817	56,822	

Performance Measures

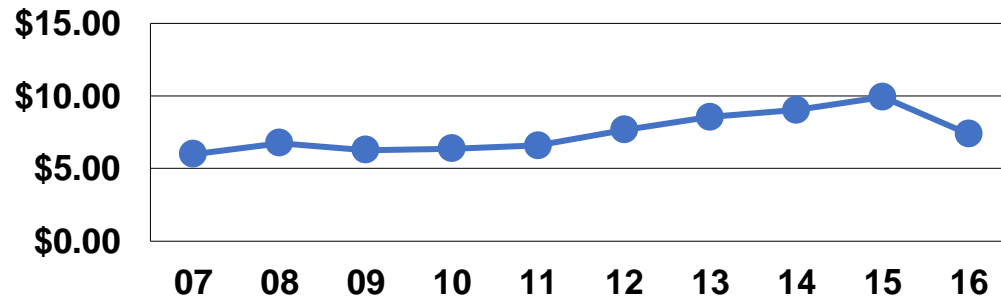
Service Efficiency

Mode	Operating Expenses per Vehicle Revenue Mile	Operating Expenses per Vehicle Revenue Hour
Bus	\$7.37	\$106.05
Total	\$7.37	\$106.05

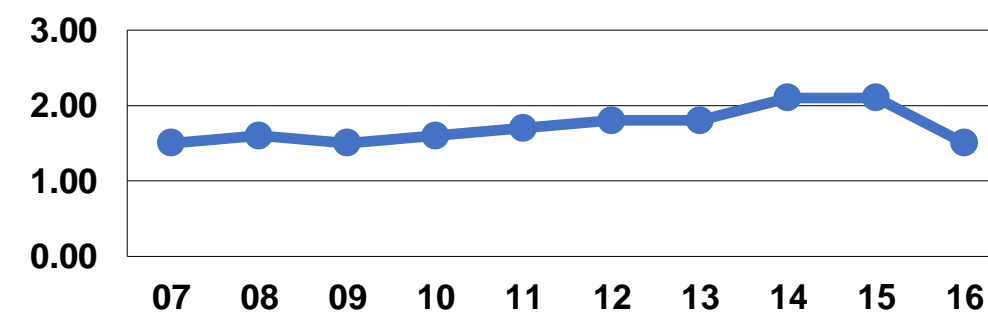
Service Effectiveness

Mode	Operating Expenses per Unlinked Passenger Trip	Unlinked Trips per Vehicle Revenue Mile	Unlinked Trips per Vehicle Revenue Hour
Bus	\$4.91	1.5	21.6
Total	\$4.91	1.5	21.6

Operating Expense per Vehicle Revenue Mile: Bus



Unlinked Passenger Trips per Vehicle Revenue Mile: Bus



Notes:

^aDemand Response - Taxi (DT) and non-dedicated fleets do not report fleet age data.

¹Excludes data for purchased transportation filed separately.

*This agency has a purchased transportation relationship in which they buy service from River Bend Transit (NTDID: 70049), and in which the data are captured in another report for mode DR/PT.

*This agency has a purchased transportation relationship in which they buy service from River Bend Transit (NTDID: 70049), and in which the data are captured in another report for mode MB/PT.