

General Information

Urbanized Area (UZA) Statistics - 2010 Census

Kansas City, MO-KS
678 Square Miles
1,519,417 Population
31 Pop. Rank out of 498 UZAs

Service Area Statistics

78 Square Miles
116,830 Population

Service Consumption

294,981 Annual Unlinked Trips (UPT)

Service Supplied

371,171 Annual Vehicle Revenue Miles (VRM)
26,920 Annual Vehicle Revenue Hours (VRH)

Database Information

NTDID: 70046

Reporter Type: Reduced Reporter

Financial Information

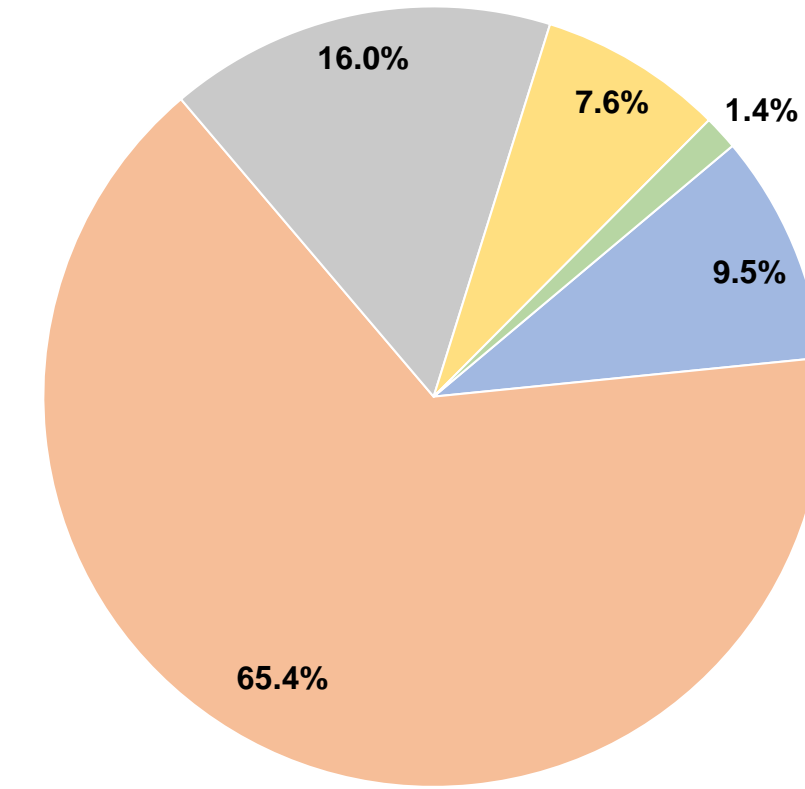
Sources of Operating Funds Expended

Fare Revenues	\$189,603	9.5%
Local Funds	\$1,302,382	65.4%
State Funds	\$319,284	16.0%
Federal Assistance	\$152,188	7.6%
Other Funds	\$28,365	1.4%
Total Operating Funds Expended	\$1,991,822	100.0%

Sources of Capital Funds Expended

Fare Revenues	\$0
Local Funds	\$0
State Funds	\$0
Federal Assistance	\$0
Other Funds	\$0
Total Capital Funds Expended	\$0

Operating Funding Sources



Modal Characteristics

Operation Characteristics

Vehicles Operated at Maximum Service

Mode	Directly Operated	Purchased Transportation	Operating Expenses	Fare Revenues	Uses of Capital Funds	Annual Unlinked Trips	Annual Vehicle Revenue Miles	Annual Vehicle Revenue Hours	Average Fleet Age in Years ^a
Demand Response	-	7 ¹	\$614,755 ¹	\$35,841	\$0 ¹	21,703	132,513	10,074	5.6
Bus	-	5	\$1,258,286	\$153,762	\$0	273,278	238,658	16,846	4.0
Total	-	12	\$1,873,041	\$189,603	\$0	294,981	371,171	26,920	

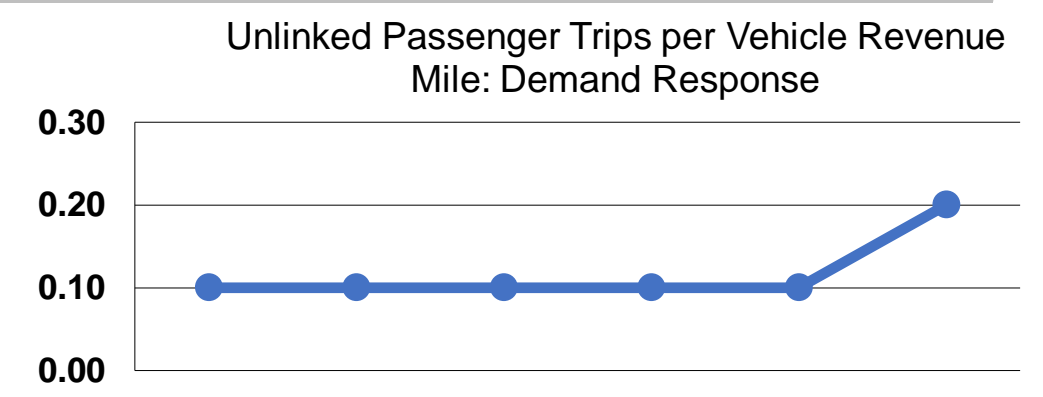
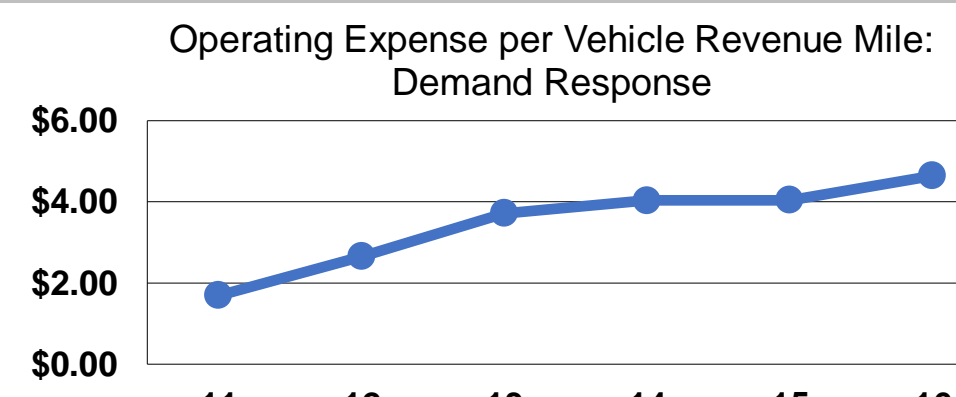
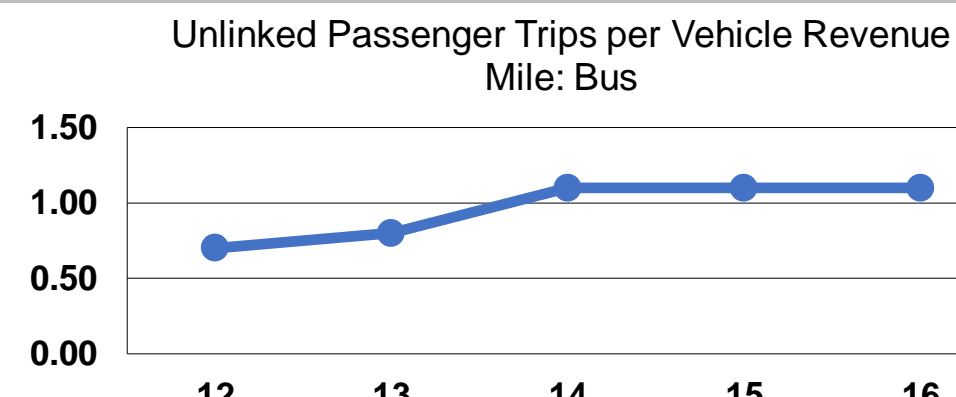
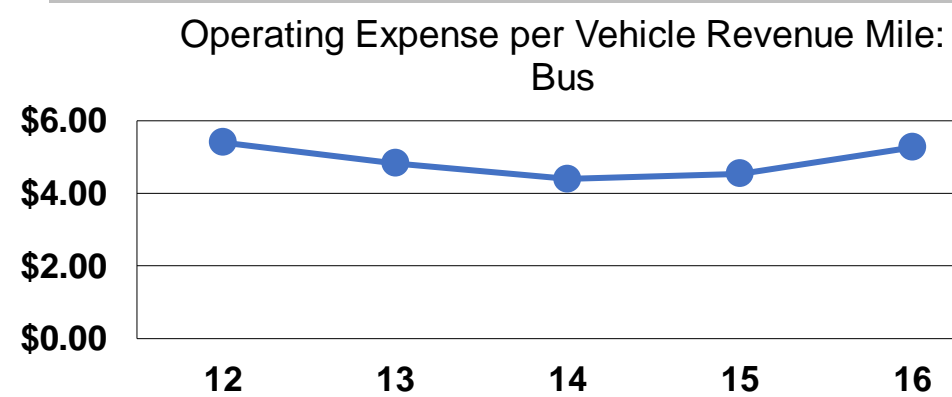
Performance Measures

Service Efficiency

Mode	Operating Expenses per Vehicle Revenue Mile	Operating Expenses per Vehicle Revenue Hour
Demand Response	\$4.64	\$61.02
Bus	\$5.27	\$74.69
Total	\$5.05	\$69.58

Service Effectiveness

Mode	Operating Expenses per Unlinked Passenger Trip	Unlinked Trips per Vehicle Revenue Mile	Unlinked Trips per Vehicle Revenue Hour
Demand Response	\$28.33	0.2	2.2
Bus	\$4.60	1.2	16.2
Total	\$6.35	0.8	11.0



Notes:

^aDemand Response - Taxi (DT) and non-dedicated fleets do not report fleet age data.

¹Includes data for a contract with another reporter.

*This agency has a purchased transportation relationship in which they buy service from Kansas City Area Transportation Authority (NTDID: 70005), and in which the data are captured in this report for mode DR/PT.

