

# Senior Citizen Industries

2016 Annual Agency Profile

Hall County Public Transportation  
304 E. Third St.  
Grand Island, NE 68801

Director: Mrs. Theresa Engelhardt

## General Information

### Urbanized Area (UZA) Statistics - 2010 Census

Grand Island, NE  
28 **Square Miles**  
50,440 **Population**  
496 **Pop. Rank out of 498 UZAs**

### Other UZAs Served

0 Nebraska Non-UZA

### Service Area Statistics

546 **Square Miles**  
61,492 **Population**

### Service Consumption

37,767 **Annual Unlinked Trips (UPT)**

### Service Supplied

182,218 **Annual Vehicle Revenue Miles (VRM)**  
14,635 **Annual Vehicle Revenue Hours (VRH)**

### Database Information

NTDID: 70052

Reporter Type: Reduced Reporter

## Financial Information

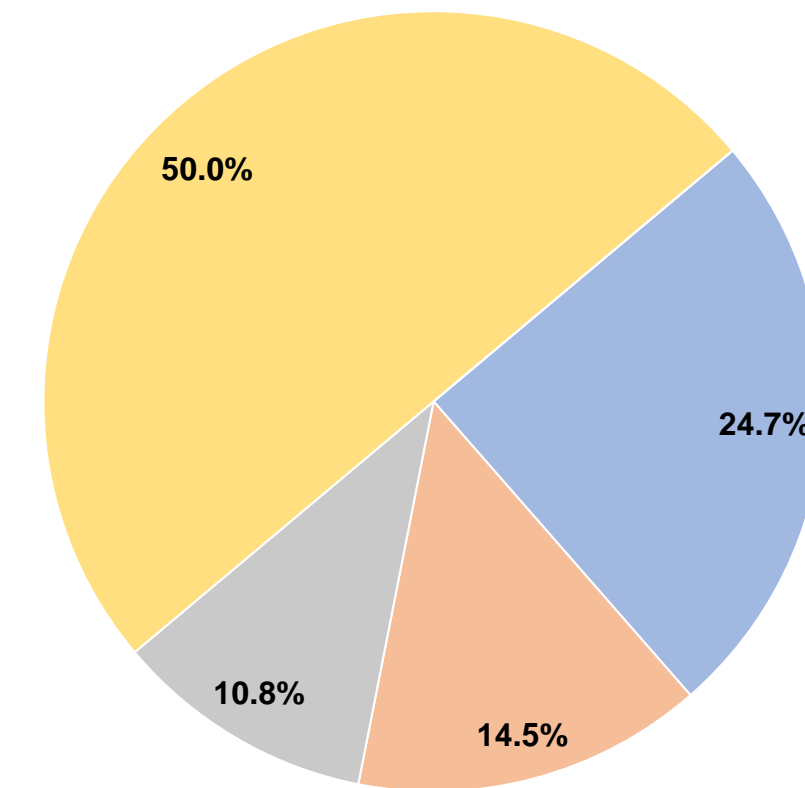
### Sources of Operating Funds Expended

Fare Revenues	\$131,185	24.7%
Local Funds	\$77,251	14.5%
State Funds	\$57,397	10.8%
Federal Assistance	\$265,834	50.0%
Other Funds	\$0	0.0%
<b>Total Operating Funds Expended</b>	<b>\$531,667</b>	<b>100.0%</b>

### Sources of Capital Funds Expended

Fare Revenues	\$0
Local Funds	\$0
State Funds	\$0
Federal Assistance	\$0
Other Funds	\$0
<b>Total Capital Funds Expended</b>	<b>\$0</b>

### Operating Funding Sources



## Modal Characteristics

### Operation Characteristics

#### Vehicles Operated at Maximum Service

Mode	Directly Operated	Purchased Transportation	Operating Expenses	Fare Revenues	Uses of Capital Funds	Annual Unlinked Trips	Annual Vehicle Revenue Miles	Annual Vehicle Revenue Hours	Average Fleet Age in Years <sup>a</sup>
Demand Response	10	-	\$531,667	\$131,185	\$0	37,767	182,218	14,635	4.2
<b>Total</b>	<b>10</b>	<b>-</b>	<b>\$531,667</b>	<b>\$131,185</b>	<b>\$0</b>	<b>37,767</b>	<b>182,218</b>	<b>14,635</b>	

### Performance Measures

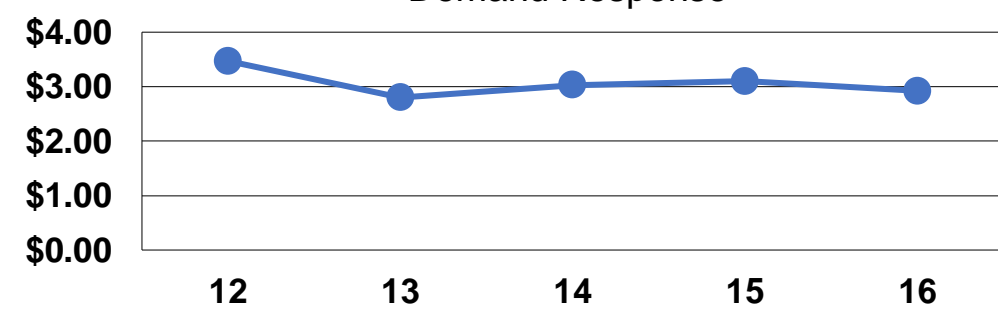
#### Service Efficiency

Mode	Operating Expenses per Vehicle Revenue Mile	Operating Expenses per Vehicle Revenue Hour
Demand Response	\$2.92	\$36.33
<b>Total</b>	<b>\$2.92</b>	<b>\$36.33</b>

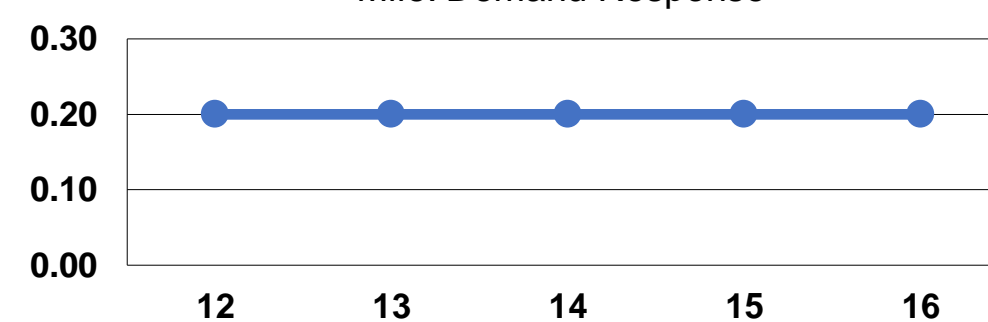
#### Service Effectiveness

Mode	Operating Expenses per Unlinked Passenger Trip	Unlinked Trips per Vehicle Revenue Mile	Unlinked Trips per Vehicle Revenue Hour
Demand Response	\$14.08	0.2	2.6
<b>Total</b>	<b>\$14.08</b>	<b>0.2</b>	<b>2.6</b>

Operating Expense per Vehicle Revenue Mile: Demand Response



Unlinked Passenger Trips per Vehicle Revenue Mile: Demand Response



### Notes:

<sup>a</sup>Demand Response - Taxi (DT) and non-dedicated fleets do not report fleet age data.