

Doger Area Rapids Transit, City of Fort Dodge

2016 Annual Agency Profile

Transit Programs Manager: Mr. Randy Barton

General Information

Service Consumption

147,282 Annual Unlinked Trips (UPT)

Service Supplied

246,218 Annual Vehicle Revenue Miles (VRM)

21,385 Annual Vehicle Revenue Hours (VRH)

Summary of Operating Expenses (OE)

\$935,331 Total Operating Expenses

Database Information

NTDID: 7R01-70108

Reporter Type: Rural General Public Transit

Financial Information

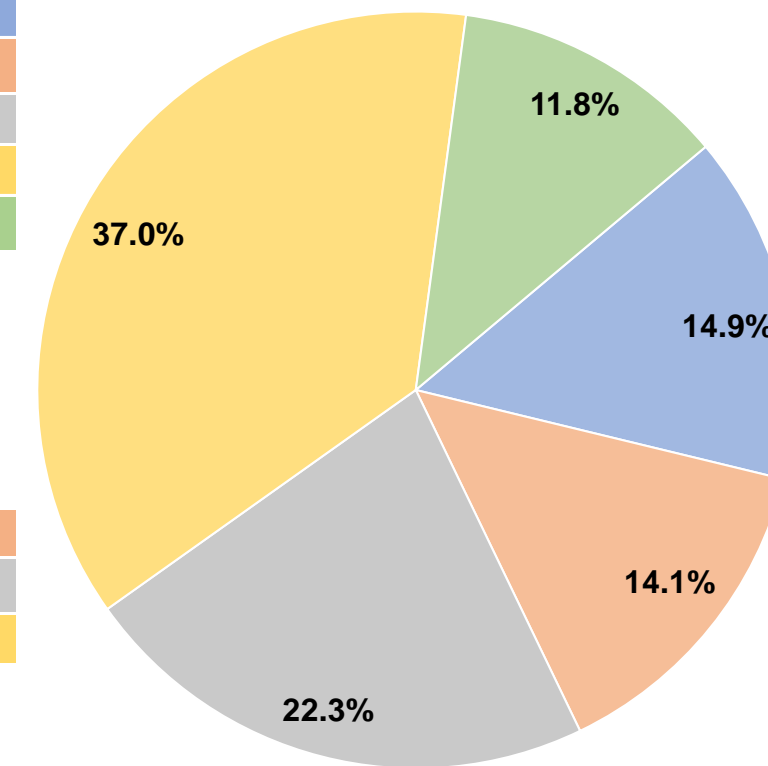
Sources of Operating Funds Expended

Fare Revenues	\$139,340	14.9%
Local Funds	\$131,575	14.1%
State Funds	\$208,744	22.3%
Federal Assistance	\$345,635	37.0%
Other Funds	\$110,037	11.8%
Total Operating Funds Expended	\$935,331	100.0%

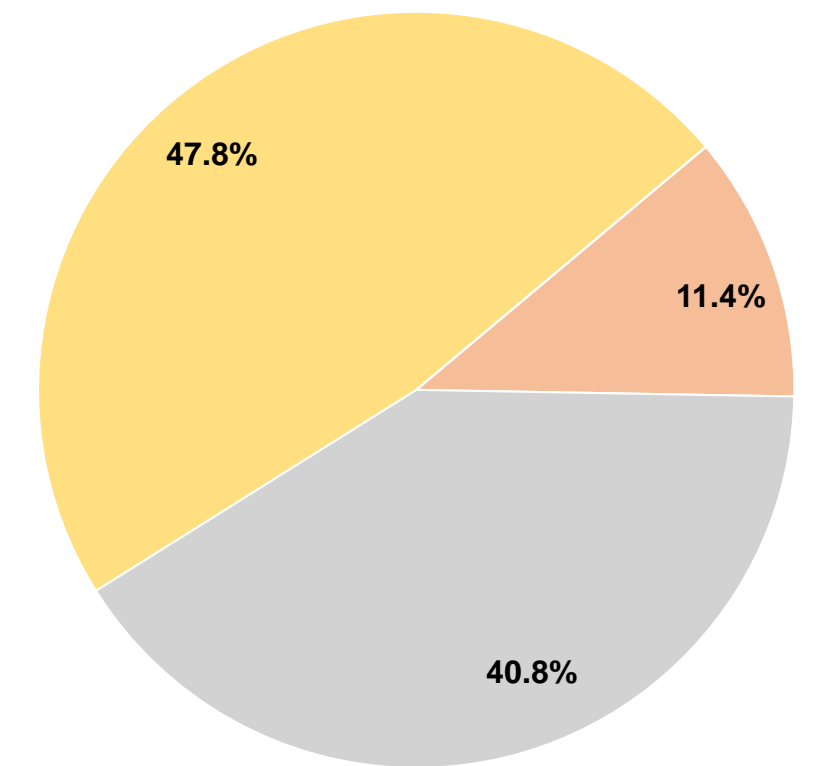
Sources of Capital Funds Expended

Fare Revenues	\$0	0.0%
Local Funds	\$25,577	11.4%
State Funds	\$91,621	40.8%
Federal Assistance	\$107,342	47.8%
Other Funds	\$0	0.0%
Total Capital Funds Expended	\$224,540	100.0%

Operating Funding Sources



Capital Funding Sources



Modal Characteristics

Operation Characteristics

Vehicles Operated at Maximum Service

Mode	Directly Operated	Purchased Transportation	Operating Expenses	Fare Revenues	Uses of Capital Funds	Annual Unlinked Trips	Annual Vehicle Revenue Miles	Annual Vehicle Revenue Hours
Bus	16	-	\$935,331	\$139,340	\$224,540	147,282	246,218	21,385
Total	16	-	\$935,331	\$139,340	\$224,540	147,282	246,218	21,385

Performance Measures

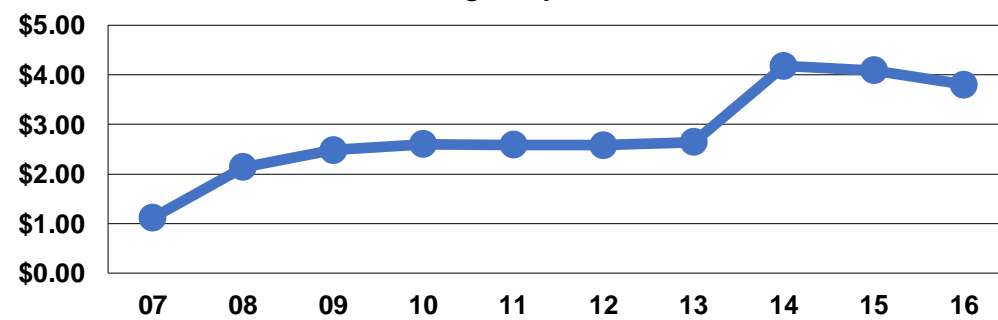
Service Efficiency

Mode	Operating Expenses per Vehicle Revenue Mile	Operating Expenses per Vehicle Revenue Hour
Bus	\$3.80	\$43.74
Total	\$3.80	\$43.74

Service Effectiveness

Mode	Operating Expenses per Unlinked Passenger Trip	Unlinked Trips per Vehicle Revenue Mile	Unlinked Trips per Vehicle Revenue Hour
Bus	\$6.35	0.6	6.9
Total	\$6.35	0.6	6.9

Operating Expense per Vehicle Revenue Mile: Agency Total



Unlinked Passenger Trips per Vehicle Revenue Mile: Agency Total

