

# Delaware, Dubuque & Jackson County Regional Transi

## 2016 Annual Agency Profile

### General Information

#### Service Consumption

149,485 Annual Unlinked Trips (UPT)

#### Service Supplied

388,443 Annual Vehicle Revenue Miles (VRM)  
 27,837 Annual Vehicle Revenue Hours (VRH)

#### Summary of Operating Expenses (OE)

\$1,807,294 Total Operating Expenses

#### Database Information

NTDID: 7R01-70136

Reporter Type: Rural General Public Transit

### Financial Information

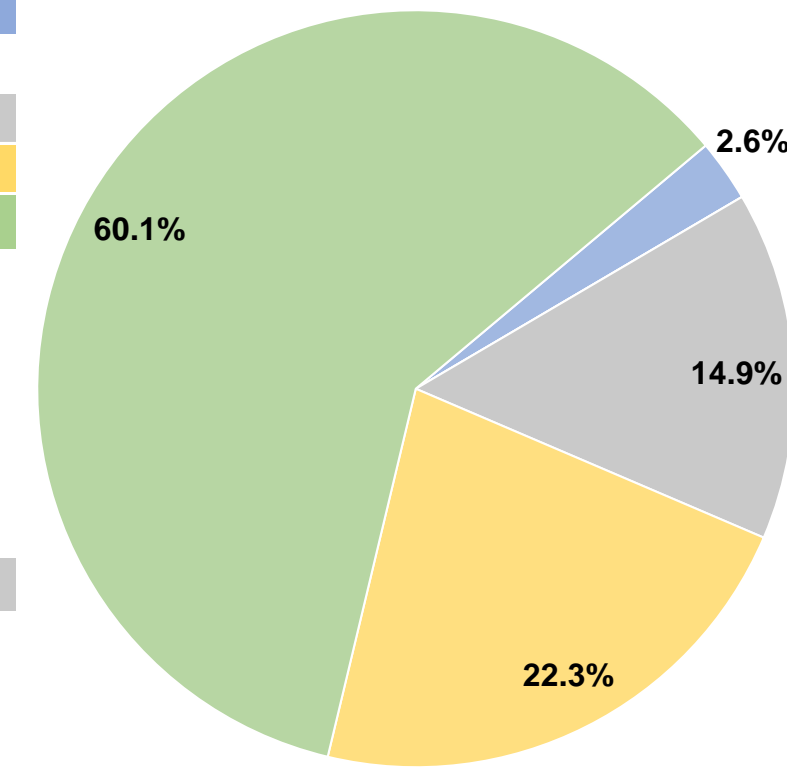
#### Sources of Operating Funds Expended

Fare Revenues	\$47,869	2.6%
Local Funds	\$0	0.0%
State Funds	\$269,236	14.9%
Federal Assistance	\$403,107	22.3%
Other Funds	\$1,087,082	60.1%
<b>Total Operating Funds Expended</b>	<b>\$1,807,294</b>	<b>100.0%</b>

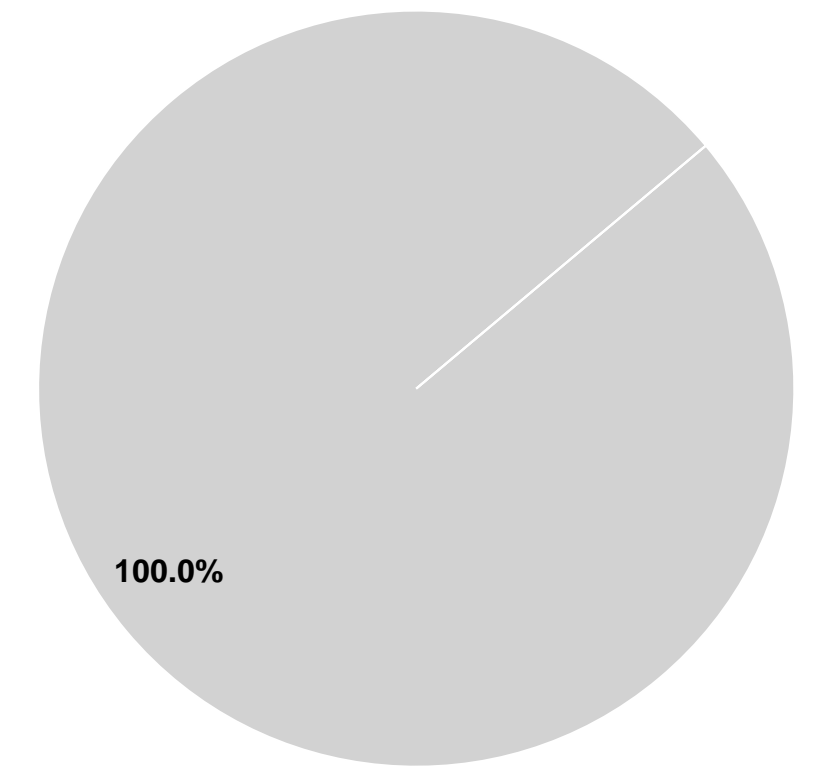
#### Sources of Capital Funds Expended

Fare Revenues	\$0	0.0%
Local Funds	\$0	0.0%
State Funds	\$50,895	100.0%
Federal Assistance	\$0	0.0%
Other Funds	\$0	0.0%
<b>Total Capital Funds Expended</b>	<b>\$50,895</b>	<b>100.0%</b>

#### Operating Funding Sources



#### Capital Funding Sources



### Modal Characteristics

#### Operation Characteristics

#### Vehicles Operated at Maximum Service

Mode	Directly Operated	Purchased Transportation	Operating Expenses	Fare Revenues	Uses of Capital Funds	Annual Unlinked Trips	Annual Vehicle Revenue Miles	Annual Vehicle Revenue Hours
Demand Response	20	-	\$1,807,294	\$47,869	\$50,895	149,485	388,443	27,837
<b>Total</b>	<b>20</b>	<b>-</b>	<b>\$1,807,294</b>	<b>\$47,869</b>	<b>\$50,895</b>	<b>149,485</b>	<b>388,443</b>	<b>27,837</b>

#### Performance Measures

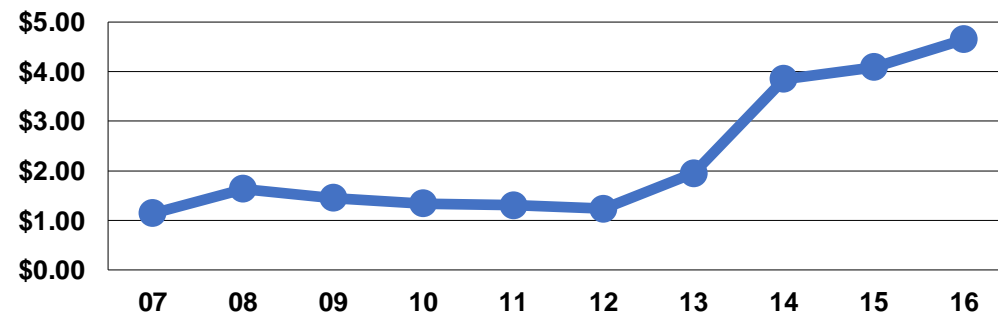
#### Service Efficiency

Mode	Operating Expenses per Vehicle Revenue Mile	Operating Expenses per Vehicle Revenue Hour
Demand Response	\$4.65	\$64.92
<b>Total</b>	<b>\$4.65</b>	<b>\$64.92</b>

#### Service Effectiveness

Mode	Operating Expenses per Unlinked Passenger Trip	Unlinked Trips per Vehicle Revenue Mile	Unlinked Trips per Vehicle Revenue Hour
Demand Response	\$12.09	0.4	5.4
<b>Total</b>	<b>\$12.09</b>	<b>0.4</b>	<b>5.4</b>

Operating Expense per Vehicle Revenue Mile: Agency Total



Unlinked Passenger Trips per Vehicle Revenue Mile: Agency Total

