

**General Information**

**Financial Information**

**Service Consumption**

258,557 Annual Unlinked Trips (UPT)

**Service Supplied**

1,180,229 Annual Vehicle Revenue Miles (VRM)  
 80,771 Annual Vehicle Revenue Hours (VRH)

**Summary of Operating Expenses (OE)**

\$4,143,644 Total Operating Expenses

**Database Information**

NTDID: 7R01-70138

Reporter Type: Rural General Public Transit

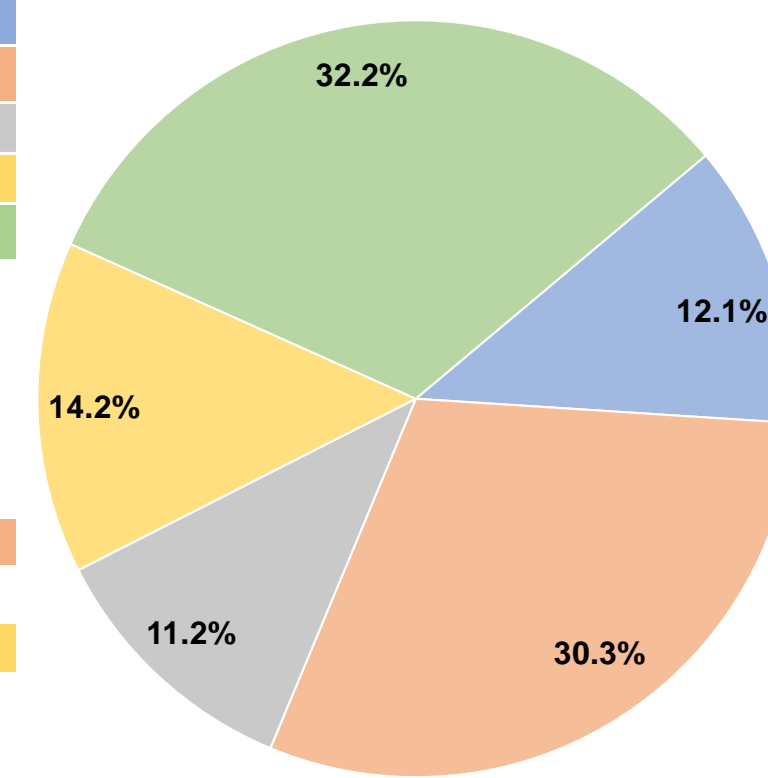
**Sources of Operating Funds Expended**

Fare Revenues	\$502,788	12.1%
Local Funds	\$1,253,583	30.3%
State Funds	\$465,978	11.2%
Federal Assistance	\$587,865	14.2%
Other Funds	\$1,333,430	32.2%
<b>Total Operating Funds Expended</b>	<b>\$4,143,644</b>	<b>100.0%</b>

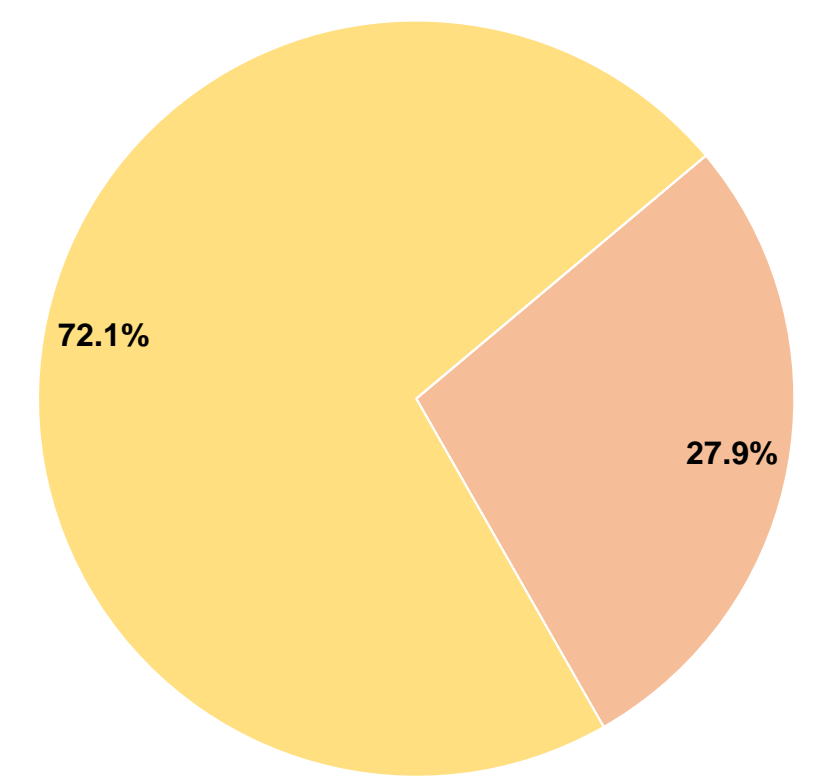
**Sources of Capital Funds Expended**

Fare Revenues	\$0	0.0%
Local Funds	\$25,225	27.9%
State Funds	\$0	0.0%
Federal Assistance	\$65,335	72.1%
Other Funds	\$0	0.0%
<b>Total Capital Funds Expended</b>	<b>\$90,560</b>	<b>100.0%</b>

**Operating Funding Sources**



**Capital Funding Sources**



**Modal Characteristics**

**Operation Characteristics**

**Vehicles Operated at Maximum Service**

Mode	Directly Operated	Purchased Transportation	Operating Expenses	Fare Revenues	Uses of Capital Funds	Annual Unlinked Trips	Annual Vehicle Revenue Miles	Annual Vehicle Revenue Hours
Demand Response	65	-	\$4,143,644	\$502,788	\$90,560	258,557	1,180,229	80,771
<b>Total</b>	<b>65</b>	<b>-</b>	<b>\$4,143,644</b>	<b>\$502,788</b>	<b>\$90,560</b>	<b>258,557</b>	<b>1,180,229</b>	<b>80,771</b>

**Performance Measures**

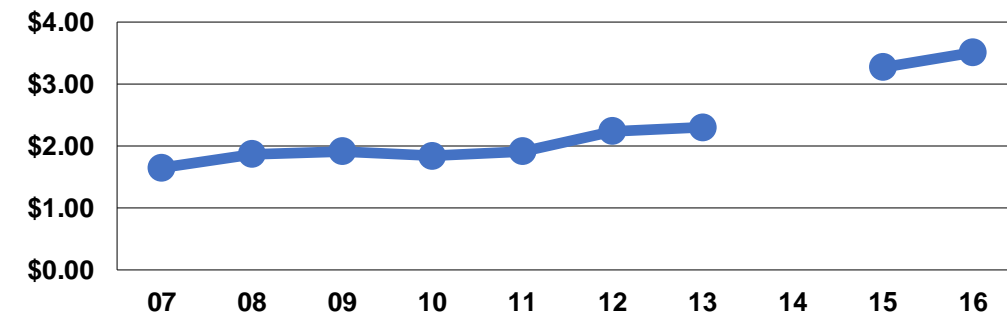
**Service Efficiency**

Mode	Operating Expenses per Vehicle Revenue Mile	Operating Expenses per Vehicle Revenue Hour
Demand Response	\$3.51	\$51.30
<b>Total</b>	<b>\$3.51</b>	<b>\$51.30</b>

**Service Effectiveness**

Mode	Operating Expenses per Unlinked Passenger Trip	Unlinked Trips per Vehicle Revenue Mile	Unlinked Trips per Vehicle Revenue Hour
Demand Response	\$16.03	0.2	3.2
<b>Total</b>	<b>\$16.03</b>	<b>0.2</b>	<b>3.2</b>

Operating Expense per Vehicle Revenue Mile: Agency Total



Unlinked Passenger Trips per Vehicle Revenue Mile: Agency Total

