

**General Information**

**Financial Information**

**Service Consumption**

365,570 Annual Unlinked Trips (UPT)

**Service Supplied**

1,560,381 Annual Vehicle Revenue Miles (VRM)

92,384 Annual Vehicle Revenue Hours (VRH)

**Summary of Operating Expenses (OE)**

\$3,040,024 Total Operating Expenses

**Database Information**

NTDID: 7R01-70258

Reporter Type: Rural General Public Transit

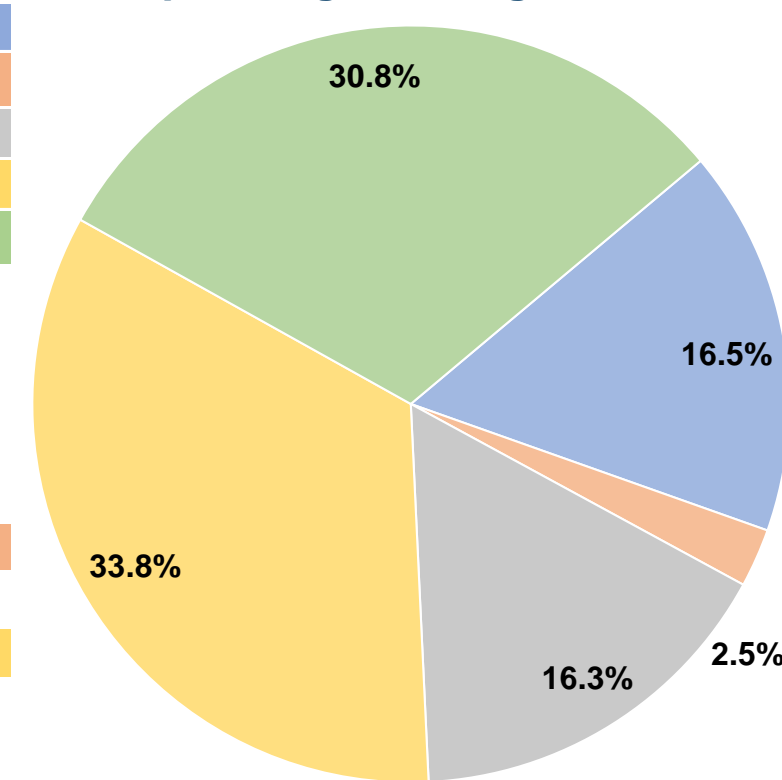
**Sources of Operating Funds Expended**

Fare Revenues	\$502,700	16.5%
Local Funds	\$76,000	2.5%
State Funds	\$496,235	16.3%
Federal Assistance	\$1,028,971	33.8%
Other Funds	\$936,118	30.8%
<b>Total Operating Funds Expended</b>	<b>\$3,040,024</b>	<b>100.0%</b>

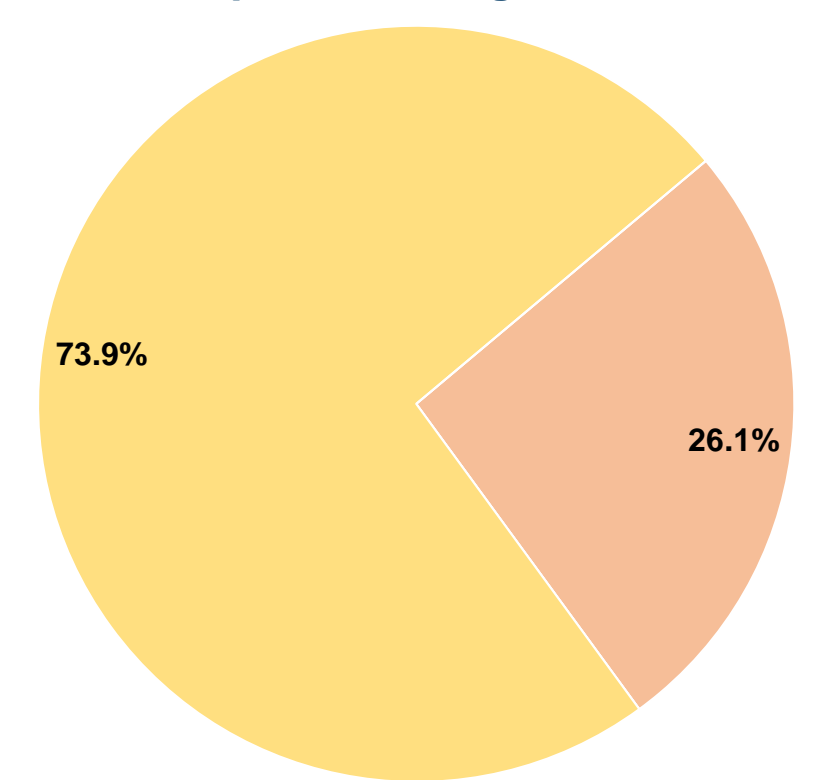
**Sources of Capital Funds Expended**

Fare Revenues	\$0	0.0%
Local Funds	\$10,750	26.1%
State Funds	\$0	0.0%
Federal Assistance	\$30,488	73.9%
Other Funds	\$0	0.0%
<b>Total Capital Funds Expended</b>	<b>\$41,238</b>	<b>100.0%</b>

**Operating Funding Sources**



**Capital Funding Sources**



**Modal Characteristics**

**Operation Characteristics**

**Vehicles Operated at Maximum Service**

Mode	Directly Operated	Purchased Transportation	Operating Expenses	Fare Revenues	Uses of Capital Funds	Annual Unlinked Trips	Annual Vehicle Revenue Miles	Annual Vehicle Revenue Hours
Demand Response	70	-	\$3,040,024	\$502,700	\$41,238	365,570	1,560,381	92,384
<b>Total</b>	<b>70</b>	<b>-</b>	<b>\$3,040,024</b>	<b>\$502,700</b>	<b>\$41,238</b>	<b>365,570</b>	<b>1,560,381</b>	<b>92,384</b>

**Performance Measures**

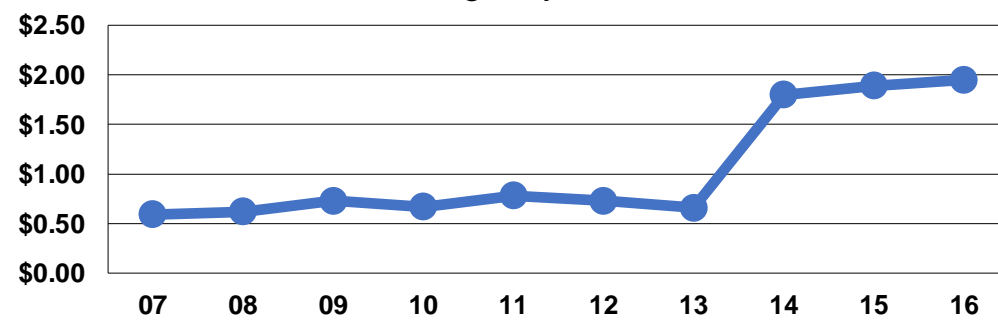
**Service Efficiency**

Mode	Operating Expenses per Vehicle Revenue Mile	Operating Expenses per Vehicle Revenue Hour
Demand Response	\$1.95	\$32.91
<b>Total</b>	<b>\$1.95</b>	<b>\$32.91</b>

**Service Effectiveness**

Mode	Operating Expenses per Unlinked Passenger Trip	Unlinked Trips per Vehicle Revenue Mile	Unlinked Trips per Vehicle Revenue Hour
Demand Response	\$8.32	0.2	4.0
<b>Total</b>	<b>\$8.32</b>	<b>0.2</b>	<b>4.0</b>

Operating Expense per Vehicle Revenue Mile: Agency Total



Unlinked Passenger Trips per Vehicle Revenue Mile: Agency Total

