

Southeast Kansas Community Action Program

2016 Annual Agency Profile

Public Service Administrator: Ms. Kelly Broxterman

General Information

Service Consumption

53,685 Annual Unlinked Trips (UPT)

Service Supplied

261,914 Annual Vehicle Revenue Miles (VRM)

18,029 Annual Vehicle Revenue Hours (VRH)

Summary of Operating Expenses (OE)

\$551,809 Total Operating Expenses

Database Information

NTDID: 7R02-70078

Reporter Type: Rural General Public Transit

Financial Information

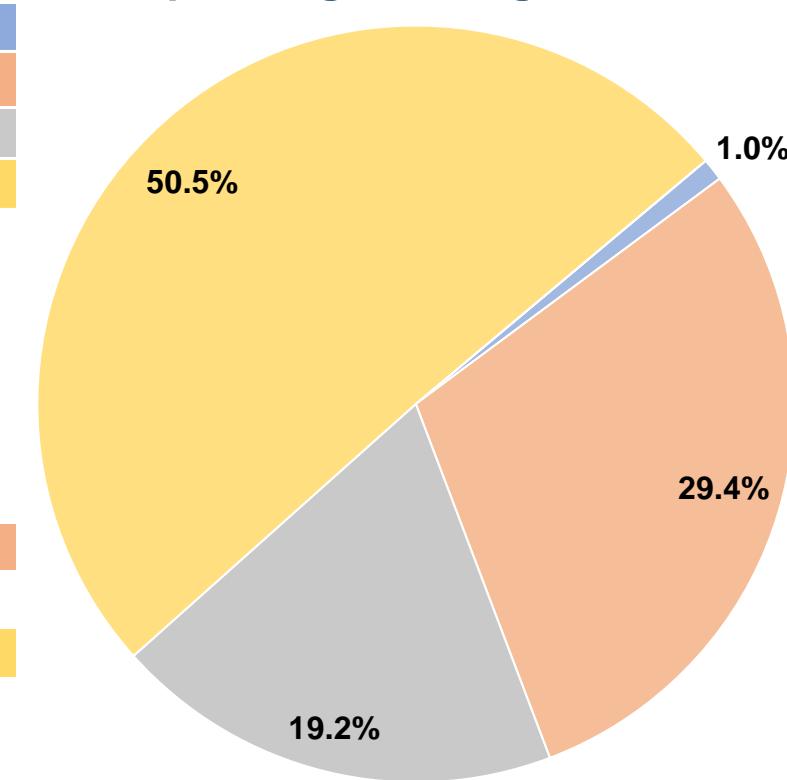
Sources of Operating Funds Expended

Fare Revenues	\$5,268	1.0%
Local Funds	\$162,188	29.4%
State Funds	\$105,759	19.2%
Federal Assistance	\$278,594	50.5%
Other Funds	\$0	0.0%
Total Operating Funds Expended	\$551,809	100.0%

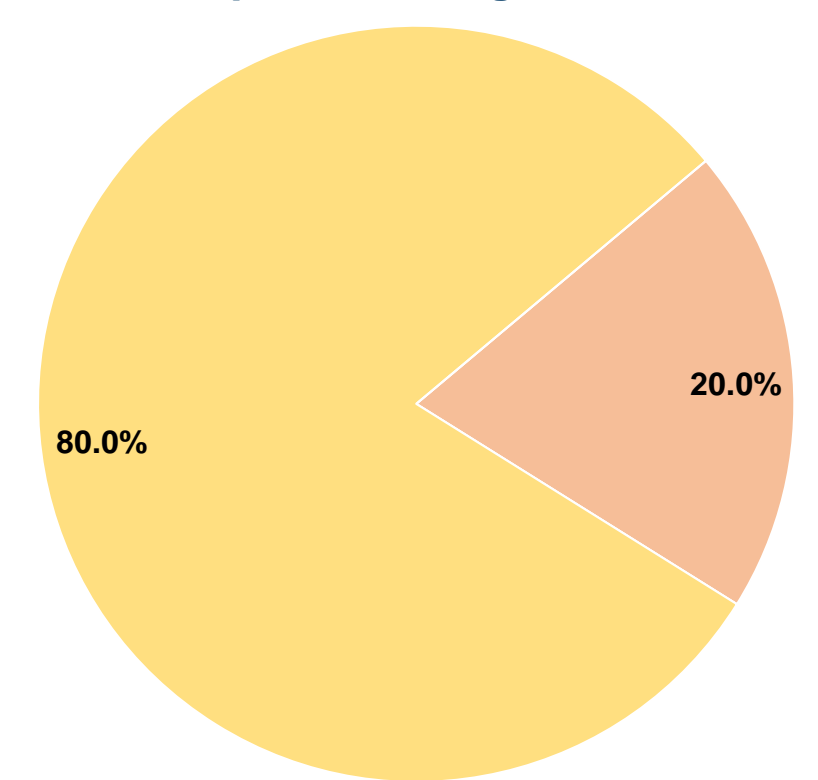
Sources of Capital Funds Expended

Fare Revenues	\$0	0.0%
Local Funds	\$14,408	20.0%
State Funds	\$0	0.0%
Federal Assistance	\$57,632	80.0%
Other Funds	\$0	0.0%
Total Capital Funds Expended	\$72,040	100.0%

Operating Funding Sources



Capital Funding Sources



Modal Characteristics

Operation Characteristics

Vehicles Operated at Maximum Service

Mode	Directly Operated	Purchased Transportation	Operating Expenses	Fare Revenues	Uses of Capital Funds	Annual Unlinked Trips	Annual Vehicle Revenue Miles	Annual Vehicle Revenue Hours
Demand Response	24	-	\$551,809	\$5,268	\$72,040	53,685	261,914	18,029
Total	24	-	\$551,809	\$5,268	\$72,040	53,685	261,914	18,029

Performance Measures

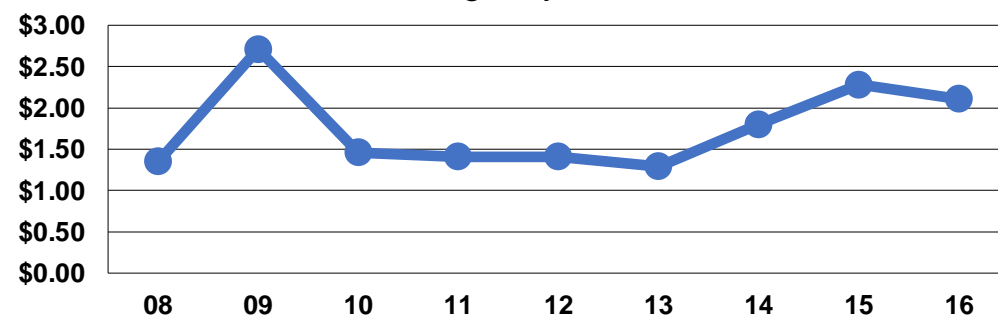
Service Efficiency

Mode	Operating Expenses per Vehicle Revenue Mile	Operating Expenses per Vehicle Revenue Hour
Demand Response	\$2.11	\$30.61
Total	\$2.11	\$30.61

Service Effectiveness

Mode	Operating Expenses per Unlinked Passenger Trip	Unlinked Trips per Vehicle Revenue Mile	Unlinked Trips per Vehicle Revenue Hour
Demand Response	\$10.28	0.2	3.0
Total	\$10.28	0.2	3.0

Operating Expense per Vehicle Revenue Mile: Agency Total



Unlinked Passenger Trips per Vehicle Revenue Mile: Agency Total

