

**General Information**

**Financial Information**

**Service Consumption**

37,132 Annual Unlinked Trips (UPT)

**Service Supplied**

207,307 Annual Vehicle Revenue Miles (VRM)

19,096 Annual Vehicle Revenue Hours (VRH)

**Summary of Operating Expenses (OE)**

\$564,720 Total Operating Expenses

**Database Information**

NTDID: 7R02-70139

Reporter Type: Rural General Public Transit

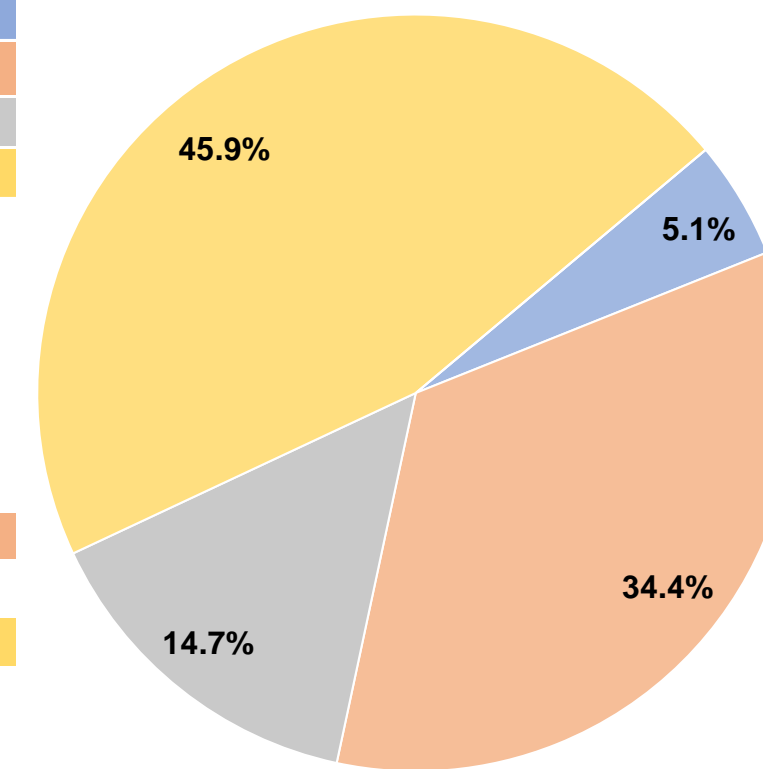
**Sources of Operating Funds Expended**

Fare Revenues	\$28,542	5.1%
Local Funds	\$194,316	34.4%
State Funds	\$82,892	14.7%
Federal Assistance	\$258,970	45.9%
Other Funds	\$0	0.0%
<b>Total Operating Funds Expended</b>	<b>\$564,720</b>	<b>100.0%</b>

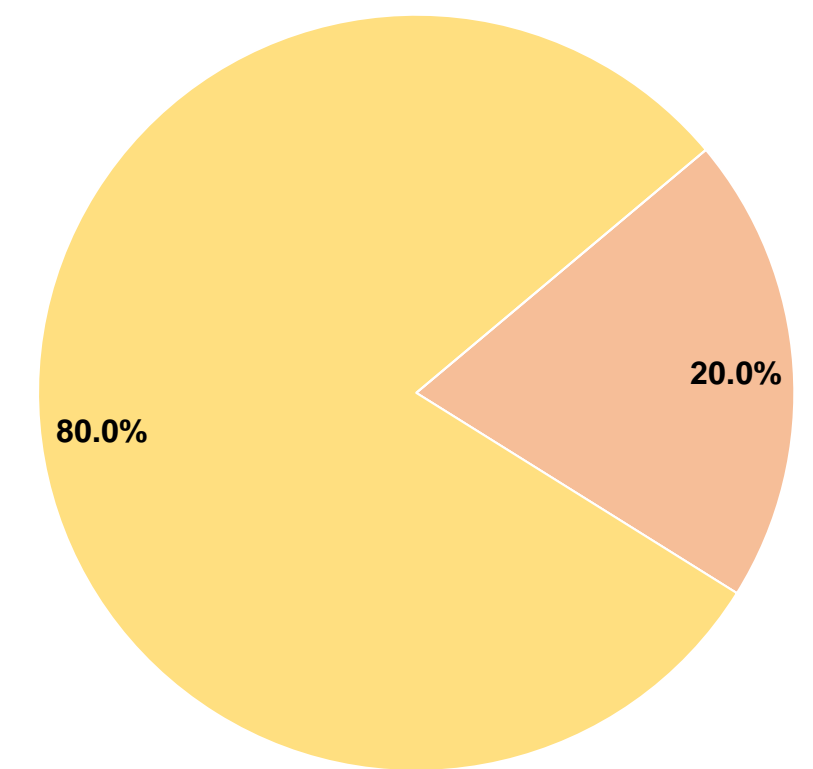
**Sources of Capital Funds Expended**

Fare Revenues	\$0	0.0%
Local Funds	\$24,487	20.0%
State Funds	\$0	0.0%
Federal Assistance	\$97,947	80.0%
Other Funds	\$0	0.0%
<b>Total Capital Funds Expended</b>	<b>\$122,434</b>	<b>100.0%</b>

**Operating Funding Sources**



**Capital Funding Sources**



**Modal Characteristics**

**Operation Characteristics**

**Vehicles Operated at Maximum Service**

Mode	Directly Operated	Purchased Transportation	Operating Expenses	Fare Revenues	Uses of Capital Funds	Annual Unlinked Trips	Annual Vehicle Revenue Miles	Annual Vehicle Revenue Hours
Demand Response	6	-	\$338,832	\$17,125	\$122,434	15,452	124,384	10,416
Bus	4	-	\$225,888	\$11,417	\$0	21,680	82,923	8,680
<b>Total</b>	<b>10</b>	<b>-</b>	<b>\$564,720</b>	<b>\$28,542</b>	<b>\$122,434</b>	<b>37,132</b>	<b>207,307</b>	<b>19,096</b>

**Performance Measures**

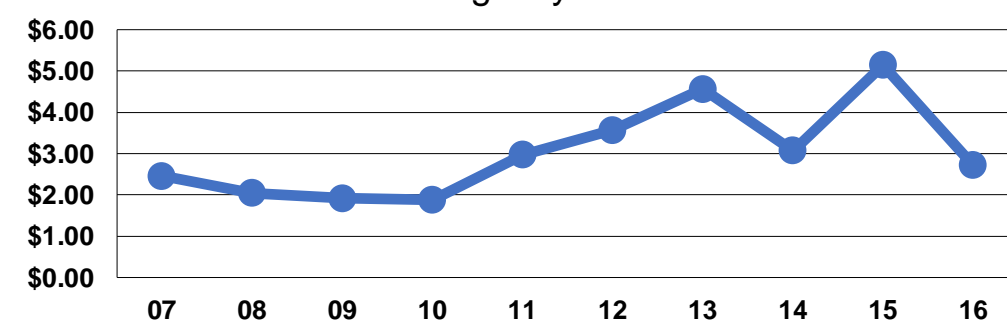
**Service Efficiency**

Mode	Operating Expenses per Vehicle Revenue Mile	Operating Expenses per Vehicle Revenue Hour
Demand Response	\$2.72	\$32.53
Bus	\$2.72	\$26.02
<b>Total</b>	<b>\$2.72</b>	<b>\$29.57</b>

**Service Effectiveness**

Mode	Operating Expenses per Unlinked Passenger Trip	Unlinked Trips per Vehicle Revenue Mile	Unlinked Trips per Vehicle Revenue Hour
Demand Response	\$21.93	0.1	1.5
Bus	\$10.42	0.3	2.5
<b>Total</b>	<b>\$15.21</b>	<b>0.2</b>	<b>1.9</b>

Operating Expense per Vehicle Revenue Mile: Agency Total



Unlinked Passenger Trips per Vehicle Revenue Mile: Agency Total

