

# Republic County Transportation

## 2016 Annual Agency Profile

### General Information

#### Service Consumption

15,266 Annual Unlinked Trips (UPT)

#### Service Supplied

9,320 Annual Vehicle Revenue Miles (VRM)

1,074 Annual Vehicle Revenue Hours (VRH)

#### Summary of Operating Expenses (OE)

\$45,099 Total Operating Expenses

#### Database Information

NTDID: 7R02-70196

Reporter Type: Rural General Public Transit

### Financial Information

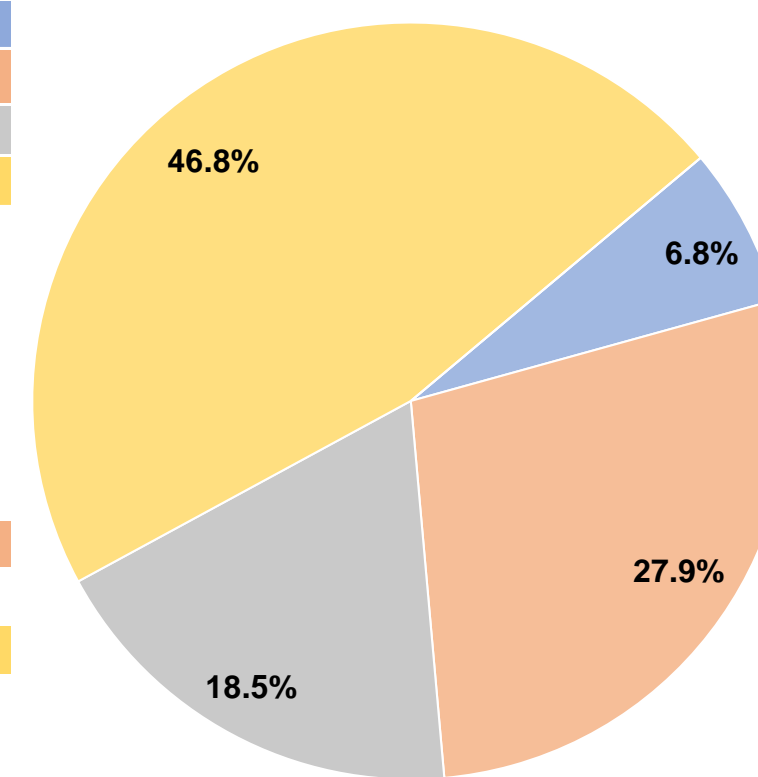
#### Sources of Operating Funds Expended

Fare Revenues	\$3,072	6.8%
Local Funds	\$12,577	27.9%
State Funds	\$8,343	18.5%
Federal Assistance	\$21,107	46.8%
Other Funds	\$0	0.0%
<b>Total Operating Funds Expended</b>	<b>\$45,099</b>	<b>100.0%</b>

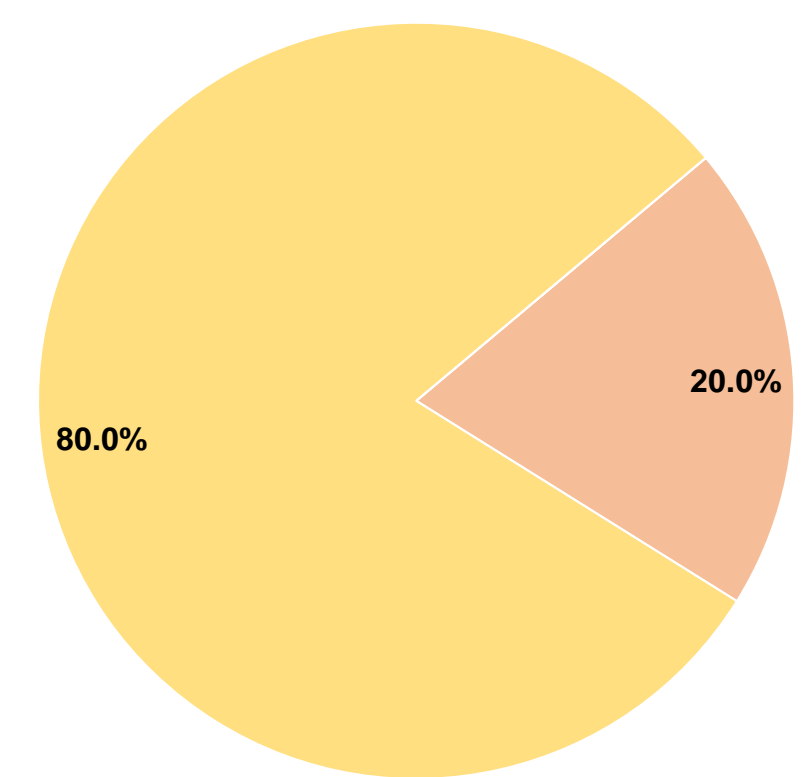
#### Sources of Capital Funds Expended

Fare Revenues	\$0	0.0%
Local Funds	\$11,013	20.0%
State Funds	\$0	0.0%
Federal Assistance	\$44,052	80.0%
Other Funds	\$0	0.0%
<b>Total Capital Funds Expended</b>	<b>\$55,065</b>	<b>100.0%</b>

#### Operating Funding Sources



#### Capital Funding Sources



### Modal Characteristics

#### Operation Characteristics

##### Vehicles Operated at Maximum Service

Mode	Directly Operated	Purchased Transportation	Operating Expenses	Fare Revenues	Uses of Capital Funds	Annual Unlinked Trips	Annual Vehicle Revenue Miles	Annual Vehicle Revenue Hours
Demand Response	2	-	\$45,099	\$3,072	\$55,065	15,266	9,320	1,074
<b>Total</b>	<b>2</b>	<b>-</b>	<b>\$45,099</b>	<b>\$3,072</b>	<b>\$55,065</b>	<b>15,266</b>	<b>9,320</b>	<b>1,074</b>

#### Performance Measures

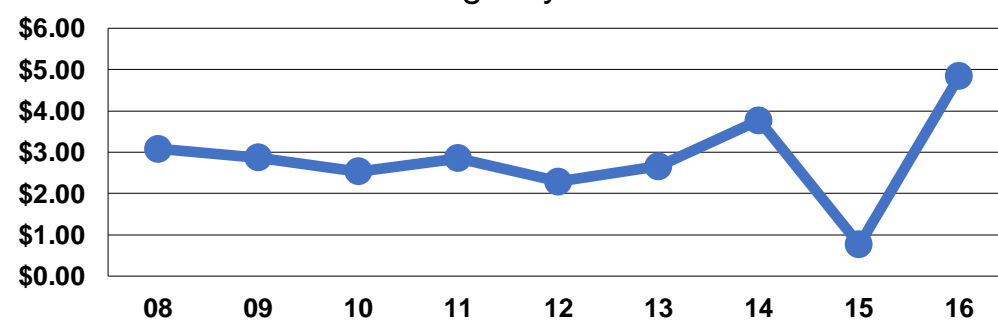
##### Service Efficiency

Mode	Operating Expenses per Vehicle Revenue Mile	Operating Expenses per Vehicle Revenue Hour
Demand Response	\$4.84	\$41.99
<b>Total</b>	<b>\$4.84</b>	<b>\$41.99</b>

##### Service Effectiveness

Mode	Operating Expenses per Unlinked Passenger Trip	Unlinked Trips per Vehicle Revenue Mile	Unlinked Trips per Vehicle Revenue Hour
Demand Response	\$2.95	1.6	14.2
<b>Total</b>	<b>\$2.95</b>	<b>1.6</b>	<b>14.2</b>

Operating Expense per Vehicle Revenue Mile: Agency Total



Unlinked Passenger Trips per Vehicle Revenue Mile: Agency Total

