

Anderson County Council on Aging
2016 Annual Agency Profile

Public Service Administrator: Ms. Kelly Broxterman

General Information

Service Consumption

9,143 Annual Unlinked Trips (UPT)

Service Supplied

20,350 Annual Vehicle Revenue Miles (VRM)

2,151 Annual Vehicle Revenue Hours (VRH)

Summary of Operating Expenses (OE)

\$107,199 Total Operating Expenses

Database Information

NTDID: 7R02-70204

Reporter Type: Rural General Public Transit

Financial Information

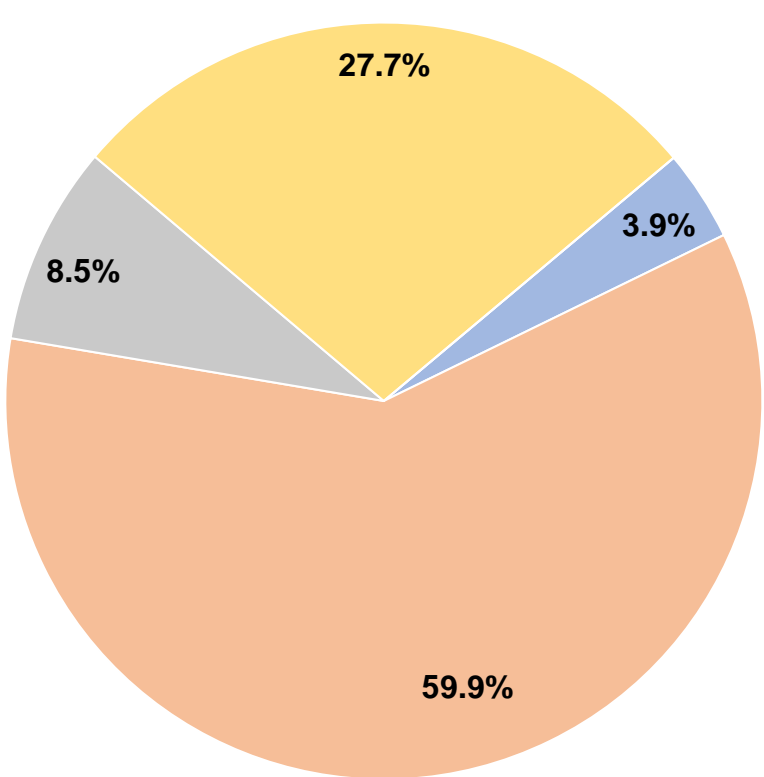
Sources of Operating Funds Expended

Fare Revenues	\$4,165	3.9%
Local Funds	\$64,192	59.9%
State Funds	\$9,132	8.5%
Federal Assistance	\$29,710	27.7%
Other Funds	\$0	0.0%
Total Operating Funds Expended	\$107,199	100.0%

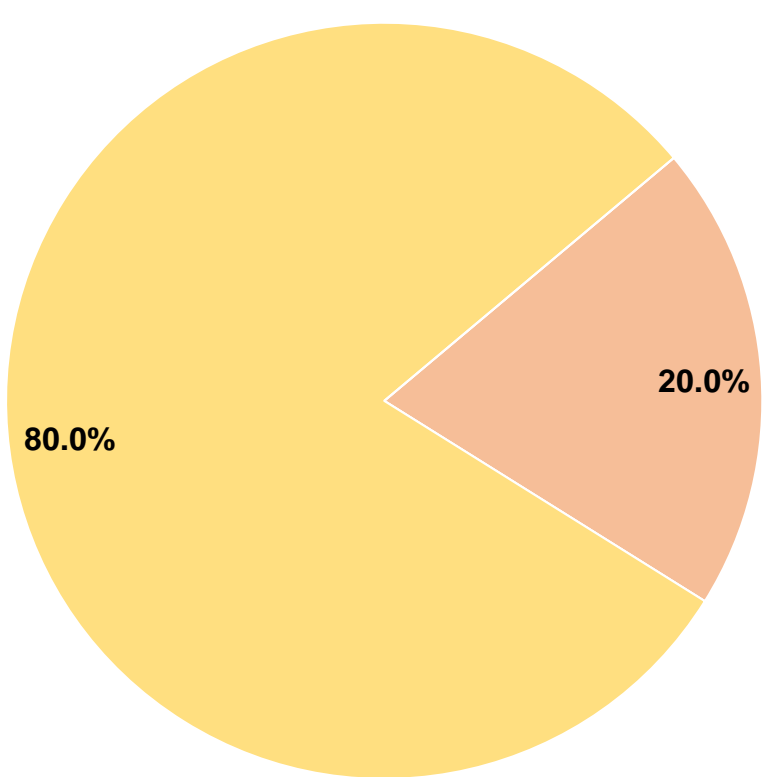
Sources of Capital Funds Expended

Fare Revenues	\$0	0.0%
Local Funds	\$11,195	20.0%
State Funds	\$0	0.0%
Federal Assistance	\$44,780	80.0%
Other Funds	\$0	0.0%
Total Capital Funds Expended	\$55,975	100.0%

Operating Funding Sources



Capital Funding Sources



Modal Characteristics

Operation Characteristics

Vehicles Operated
at Maximum Service

Mode	Directly Operated	Purchased Transportation	Operating Expenses	Fare Revenues	Uses of Capital Funds	Annual Unlinked Trips	Annual Vehicle Revenue Miles	Annual Vehicle Revenue Hours
Demand Response	3	-	\$107,199	\$4,165	\$55,975	9,143	20,350	2,151
Total	3	-	\$107,199	\$4,165	\$55,975	9,143	20,350	2,151

Performance Measures

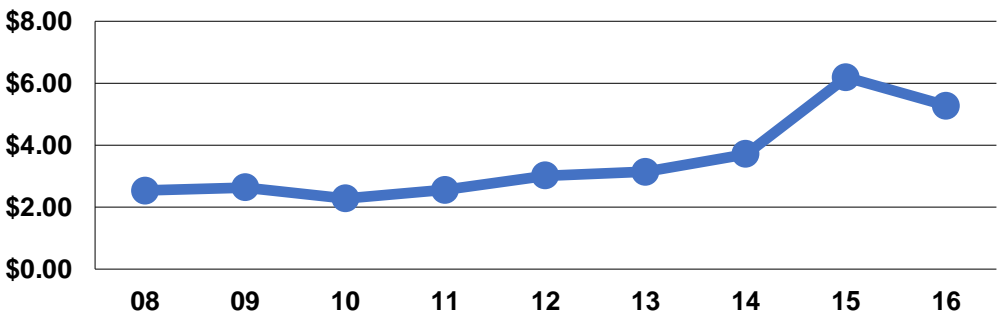
Service Efficiency

Mode	Operating Expenses per Vehicle Revenue Mile	Operating Expenses per Vehicle Revenue Hour
Demand Response	\$5.27	\$49.84
Total	\$5.27	\$49.84

Service Effectiveness

Mode	Operating Expenses per Unlinked Passenger Trip	Unlinked Trips per Vehicle Revenue Mile	Unlinked Trips per Vehicle Revenue Hour
Demand Response	\$11.72	0.5	4.3
Total	\$11.72	0.4	4.3

Operating Expense per Vehicle Revenue Mile:
Agency Total



Unlinked Passenger Trips per Vehicle Revenue
Mile: Agency Total

