

# Marshall County Agency on Aging

2016 Annual Agency Profile

Public Service Administrator: Ms. Kelly Broxterman

## General Information

### Service Consumption

8,354 Annual Unlinked Trips (UPT)

### Service Supplied

52,385 Annual Vehicle Revenue Miles (VRM)

1,987 Annual Vehicle Revenue Hours (VRH)

### Summary of Operating Expenses (OE)

\$142,040 Total Operating Expenses

### Database Information

NTDID: 7R02-70208

Reporter Type: Rural General Public Transit

## Financial Information

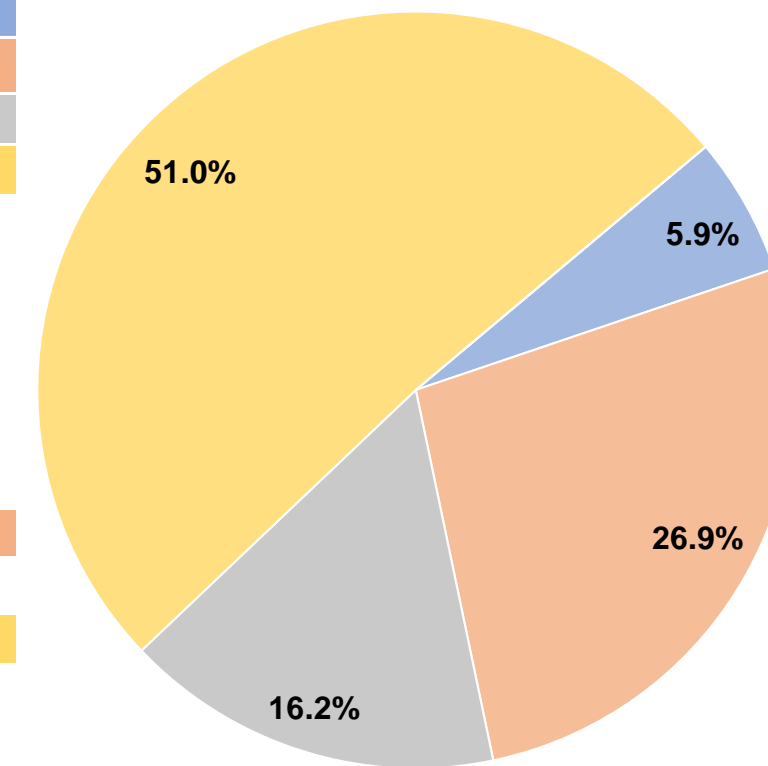
### Sources of Operating Funds Expended

Fare Revenues	\$8,405	5.9%
Local Funds	\$38,225	26.9%
State Funds	\$22,996	16.2%
Federal Assistance	\$72,414	51.0%
Other Funds	\$0	0.0%
<b>Total Operating Funds Expended</b>	<b>\$142,040</b>	<b>100.0%</b>

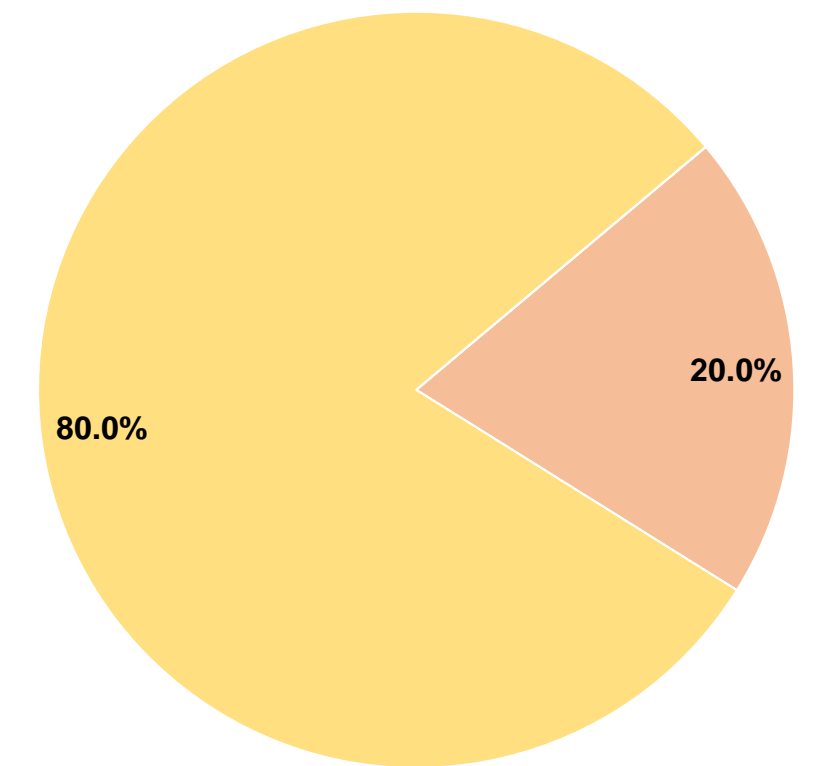
### Sources of Capital Funds Expended

Fare Revenues	\$0	0.0%
Local Funds	\$7,158	20.0%
State Funds	\$0	0.0%
Federal Assistance	\$28,631	80.0%
Other Funds	\$0	0.0%
<b>Total Capital Funds Expended</b>	<b>\$35,789</b>	<b>100.0%</b>

### Operating Funding Sources



### Capital Funding Sources



## Modal Characteristics

### Operation Characteristics

#### Vehicles Operated at Maximum Service

Mode	Directly Operated	Purchased Transportation	Operating Expenses	Fare Revenues	Uses of Capital Funds	Annual Unlinked Trips	Annual Vehicle Revenue Miles	Annual Vehicle Revenue Hours
Demand Response	4	-	\$142,040	\$8,405	\$35,789	8,354	52,385	1,987
<b>Total</b>	<b>4</b>	<b>-</b>	<b>\$142,040</b>	<b>\$8,405</b>	<b>\$35,789</b>	<b>8,354</b>	<b>52,385</b>	<b>1,987</b>

### Performance Measures

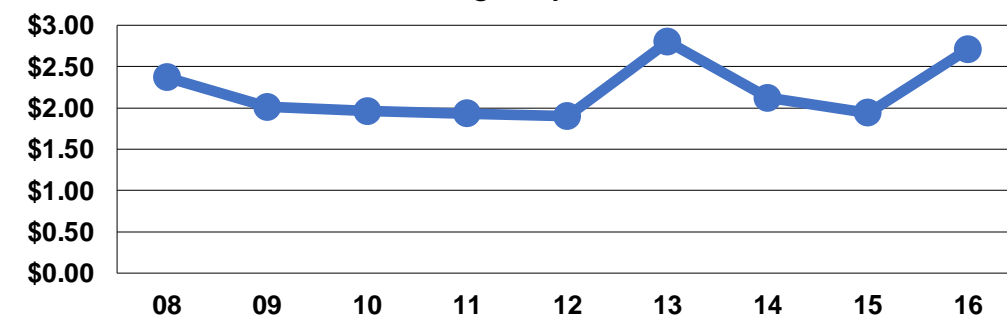
#### Service Efficiency

Mode	Operating Expenses per Vehicle Revenue Mile	Operating Expenses per Vehicle Revenue Hour
Demand Response	\$2.71	\$71.48
<b>Total</b>	<b>\$2.71</b>	<b>\$71.48</b>

#### Service Effectiveness

Mode	Operating Expenses per Unlinked Passenger Trip	Unlinked Trips per Vehicle Revenue Mile	Unlinked Trips per Vehicle Revenue Hour
Demand Response	\$17.00	0.2	4.2
<b>Total</b>	<b>\$17.00</b>	<b>0.2</b>	<b>4.2</b>

Operating Expense per Vehicle Revenue Mile: Agency Total



Unlinked Passenger Trips per Vehicle Revenue Mile: Agency Total

