Solomon Valley Transportation, Inc.

2016 Annual Agency Profile

422 West 8th Street
Beloit, KS 67420

Public Service Administrator: Ms. Kelly Broxterman

General Information

Service Consumption

10,944 **Annual Unlinked Trips (UPT)**

Service Supplied

214,774 **Annual Vehicle Revenue Miles (VRM)**
8,611 **Annual Vehicle Revenue Hours (VRH)**

Summary of Operating Expenses (OE)

$241,945 **Total Operating Expenses**

Database Information

NTDID: 7R02-70255
Reporter Type: Rural General Public Transit

Financial Information

Sources of Operating Funds Expended

Fare Revenues	$9,627	4.0%
Local Funds	$69,695	28.8%
State Funds	$46,464	19.2%
Federal Assistance	$116,159	48.0%
Other Funds	$0	0.0%
Total Operating Funds Expended	**$241,945**	100.0%

Sources of Capital Funds Expended

Fare Revenues	$0
Local Funds	$0
State Funds	$0
Federal Assistance	$0
Other Funds	$0
Total Capital Funds Expended	**$0**

Operating Funding Sources

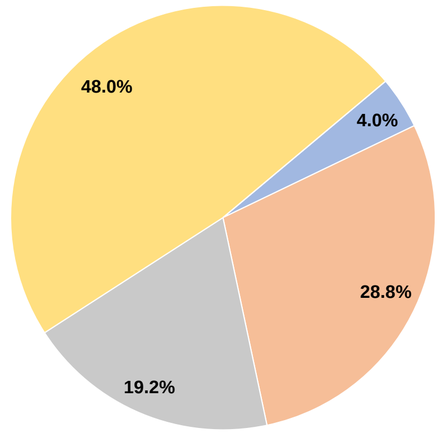

Modal Characteristics

Operation Characteristics

Mode	Vehicles Operated at Maximum Service: Directly Operated	Vehicles Operated at Maximum Service: Purchased Transportation	Operating Expenses	Fare Revenues	Uses of Capital Funds	Annual Unlinked Trips	Annual Vehicle Revenue Miles	Annual Vehicle Revenue Hours
Demand Response	7	-	$241,945	$9,627	$0	10,944	214,774	8,611
Total	**7**	**-**	**$241,945**	**$9,627**	**$0**	**10,944**	**214,774**	**8,611**

Performance Measures

Service Efficiency

Mode	Operating Expenses per Vehicle Revenue Mile	Operating Expenses per Vehicle Revenue Hour
Demand Response	$1.13	$28.10
Total	**$1.13**	**$28.10**

Service Effectiveness

Mode	Operating Expenses per Unlinked Passenger Trip	Unlinked Trips per Vehicle Revenue Mile	Unlinked Trips per Vehicle Revenue Hour
Demand Response	$22.11	0.1	1.3
Total	**$22.11**	**0.1**	**1.3**

Operating Expense per Vehicle Revenue Mile: Agency Total

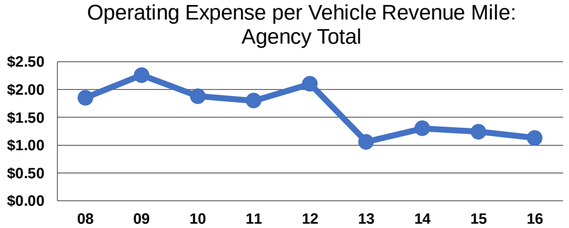
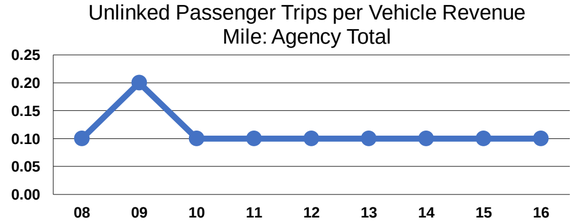
Unlinked Passenger Trips per Vehicle Revenue Mile: Agency Total