

# Northeast Kansas Area Agency on Aging

## 2016 Annual Agency Profile

### General Information

#### Service Consumption

2,372 Annual Unlinked Trips (UPT)

#### Service Supplied

16,924 Annual Vehicle Revenue Miles (VRM)

697 Annual Vehicle Revenue Hours (VRH)

#### Summary of Operating Expenses (OE)

\$65,216 Total Operating Expenses

#### Database Information

NTDID: 7R02-77079

Reporter Type: Rural General Public Transit

### Financial Information

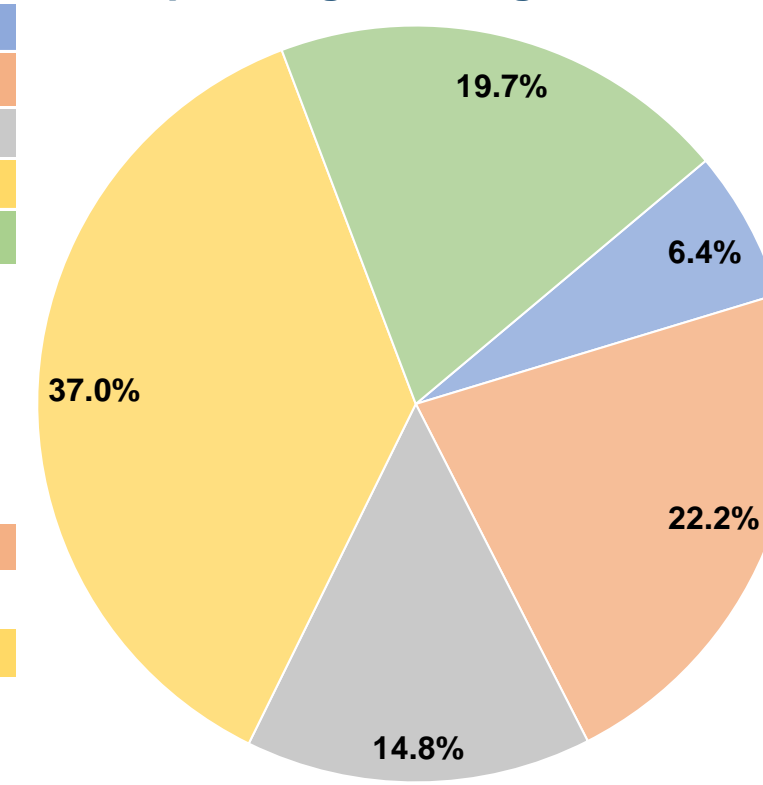
#### Sources of Operating Funds Expended

Fare Revenues	\$4,192	6.4%
Local Funds	\$14,462	22.2%
State Funds	\$9,641	14.8%
Federal Assistance	\$24,104	37.0%
Other Funds	\$12,817	19.7%
<b>Total Operating Funds Expended</b>	<b>\$65,216</b>	<b>100.0%</b>

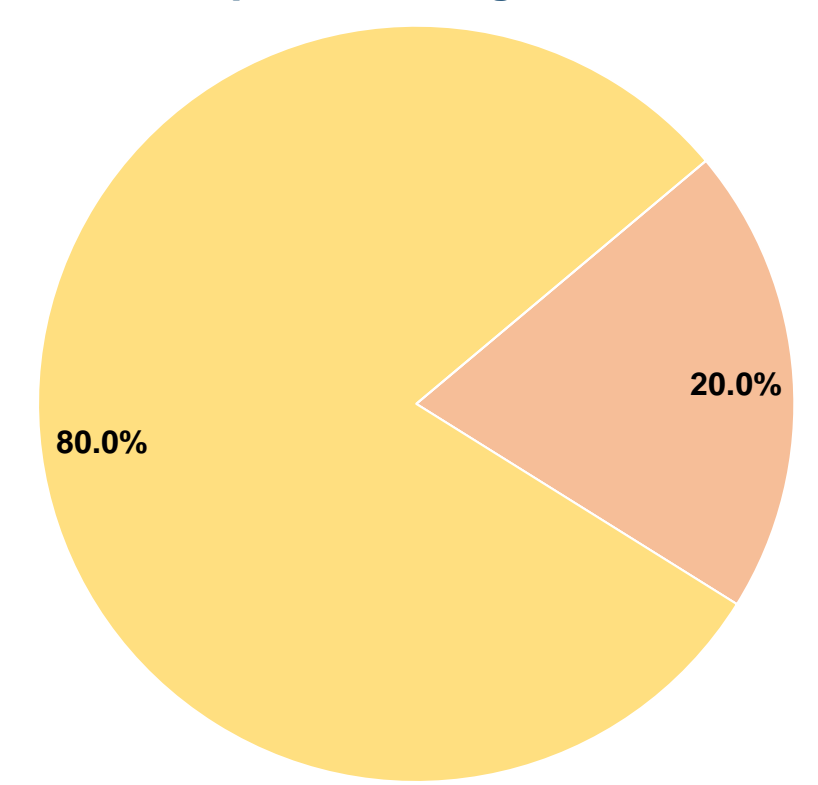
#### Sources of Capital Funds Expended

Fare Revenues	\$0	0.0%
Local Funds	\$7,445	20.0%
State Funds	\$0	0.0%
Federal Assistance	\$29,780	80.0%
Other Funds	\$0	0.0%
<b>Total Capital Funds Expended</b>	<b>\$37,225</b>	<b>100.0%</b>

#### Operating Funding Sources



#### Capital Funding Sources



### Modal Characteristics

#### Operation Characteristics

##### Vehicles Operated at Maximum Service

Mode	Directly Operated	Purchased Transportation	Operating Expenses	Fare Revenues	Uses of Capital Funds	Annual Unlinked Trips	Annual Vehicle Revenue Miles	Annual Vehicle Revenue Hours
Demand Response	1	-	\$65,216	\$4,192	\$37,225	2,372	16,924	697
<b>Total</b>	<b>1</b>	<b>-</b>	<b>\$65,216</b>	<b>\$4,192</b>	<b>\$37,225</b>	<b>2,372</b>	<b>16,924</b>	<b>697</b>

#### Performance Measures

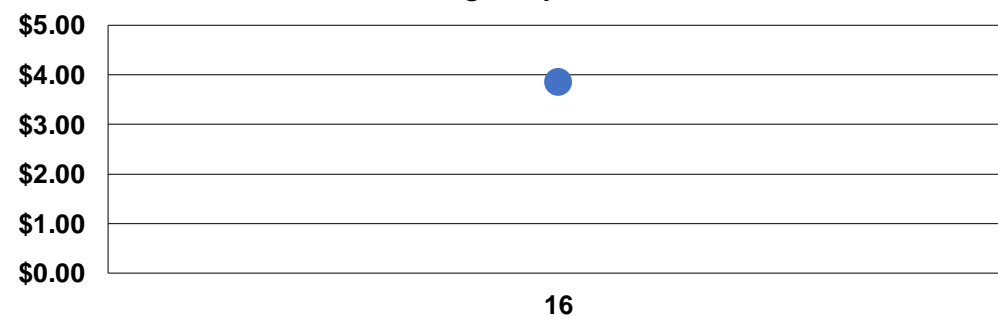
##### Service Efficiency

Mode	Operating Expenses per Vehicle Revenue Mile	Operating Expenses per Vehicle Revenue Hour
Demand Response	\$3.85	\$93.57
<b>Total</b>	<b>\$3.85</b>	<b>\$93.57</b>

##### Service Effectiveness

Mode	Operating Expenses per Unlinked Passenger Trip	Unlinked Trips per Vehicle Revenue Mile	Unlinked Trips per Vehicle Revenue Hour
Demand Response	\$27.49	0.1	3.4
<b>Total</b>	<b>\$27.49</b>	<b>0.1</b>	<b>3.4</b>

Operating Expense per Vehicle Revenue Mile: Agency Total



Unlinked Passenger Trips per Vehicle Revenue Mile: Agency Total

