

# Dunklin County Transit Service, Inc.

2016 Annual Agency Profile

Administrator of Transit: Mr. Dion Knipp

## General Information

### Service Consumption

44,806 Annual Unlinked Trips (UPT)

### Service Supplied

285,799 Annual Vehicle Revenue Miles (VRM)

16,369 Annual Vehicle Revenue Hours (VRH)

### Summary of Operating Expenses (OE)

\$484,592 Total Operating Expenses

### Database Information

NTDID: 7R03-70063

Reporter Type: Rural General Public Transit

## Financial Information

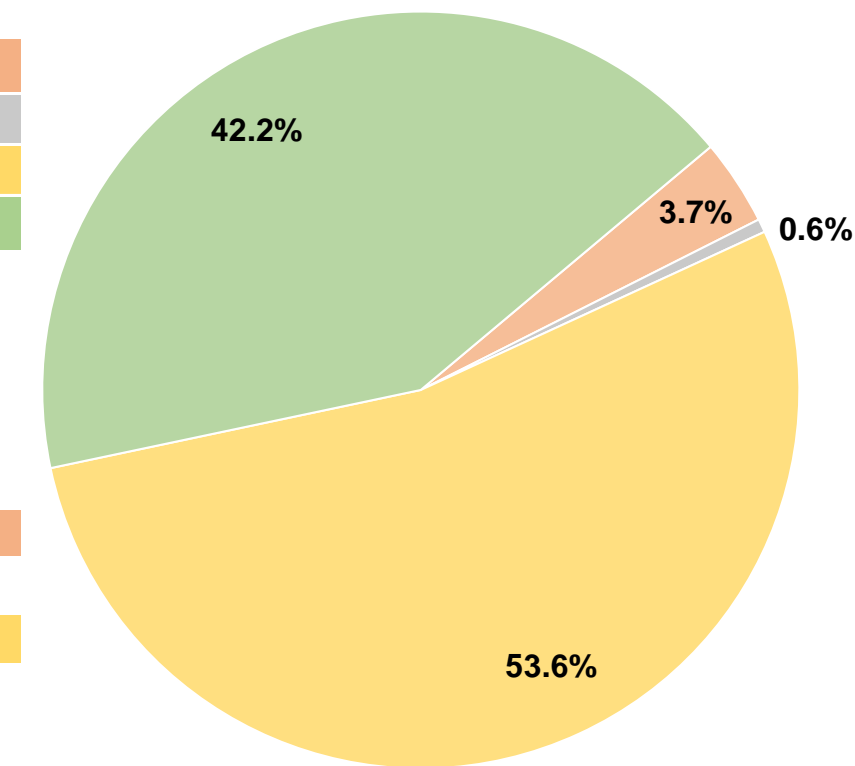
### Sources of Operating Funds Expended

Fare Revenues	\$0	0.0%
Local Funds	\$17,812	3.7%
State Funds	\$2,775	0.6%
Federal Assistance	\$259,500	53.6%
Other Funds	\$204,505	42.2%
<b>Total Operating Funds Expended</b>	<b>\$484,592</b>	<b>100.0%</b>

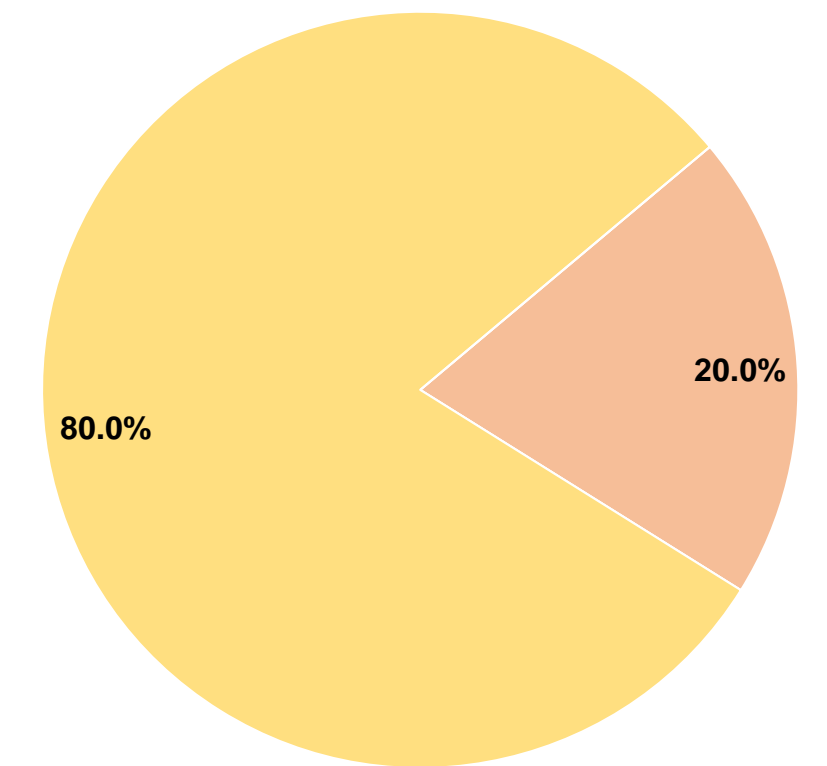
### Sources of Capital Funds Expended

Fare Revenues	\$0	0.0%
Local Funds	\$13,948	20.0%
State Funds	\$0	0.0%
Federal Assistance	\$55,793	80.0%
Other Funds	\$0	0.0%
<b>Total Capital Funds Expended</b>	<b>\$69,741</b>	<b>100.0%</b>

### Operating Funding Sources



### Capital Funding Sources



## Modal Characteristics

### Operation Characteristics

#### Vehicles Operated at Maximum Service

Mode	Directly Operated	Purchased Transportation	Operating Expenses	Fare Revenues	Uses of Capital Funds	Annual Unlinked Trips	Annual Vehicle Revenue Miles	Annual Vehicle Revenue Hours
Demand Response	18	-	\$484,592	\$0	\$69,741	44,806	285,799	16,369
<b>Total</b>	<b>18</b>	<b>-</b>	<b>\$484,592</b>	<b>\$0</b>	<b>\$69,741</b>	<b>44,806</b>	<b>285,799</b>	<b>16,369</b>

### Performance Measures

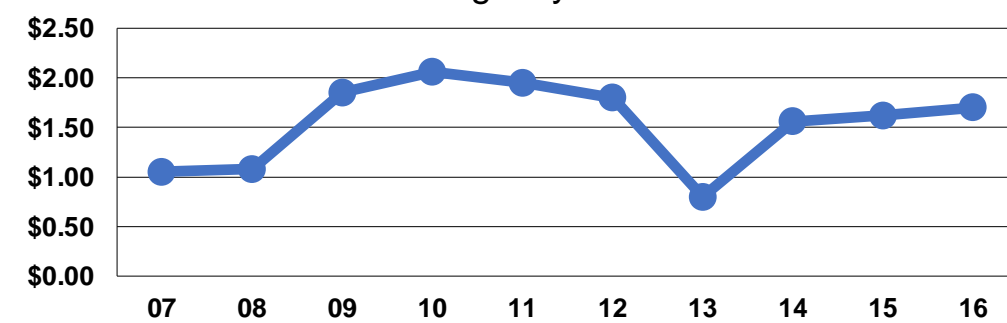
#### Service Efficiency

Mode	Operating Expenses per Vehicle Revenue Mile	Operating Expenses per Vehicle Revenue Hour
Demand Response	\$1.70	\$29.60
<b>Total</b>	<b>\$1.70</b>	<b>\$29.60</b>

#### Service Effectiveness

Mode	Operating Expenses per Unlinked Passenger Trip	Unlinked Trips per Vehicle Revenue Mile	Unlinked Trips per Vehicle Revenue Hour
Demand Response	\$10.82	0.2	2.7
<b>Total</b>	<b>\$10.82</b>	<b>0.2</b>	<b>2.7</b>

Operating Expense per Vehicle Revenue Mile: Agency Total



Unlinked Passenger Trips per Vehicle Revenue Mile: Agency Total

