

Mississippi County Transit System, Inc.

2016 Annual Agency Profile

P. O. Box 193
274 S. Clay Morgan, Industrial Park
East Prairie, MO 63845-1123

Administrator of Transit: Mr. Dion Knipp

General Information

Service Consumption

21,592 Annual Unlinked Trips (UPT)

Service Supplied

200,119 Annual Vehicle Revenue Miles (VRM)

8,219 Annual Vehicle Revenue Hours (VRH)

Summary of Operating Expenses (OE)

\$307,899 Total Operating Expenses

Database Information

NTDID: 7R03-70140

Reporter Type: Rural General Public Transit

Financial Information

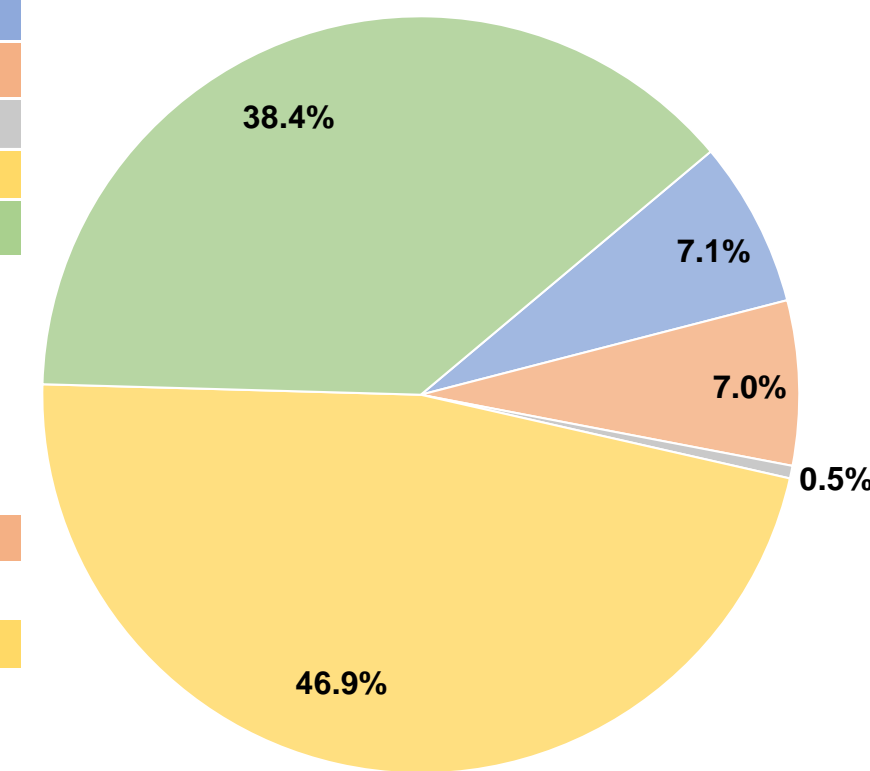
Sources of Operating Funds Expended

Fare Revenues	\$21,832	7.1%
Local Funds	\$21,646	7.0%
State Funds	\$1,663	0.5%
Federal Assistance	\$144,383	46.9%
Other Funds	\$118,375	38.4%
Total Operating Funds Expended	\$307,899	100.0%

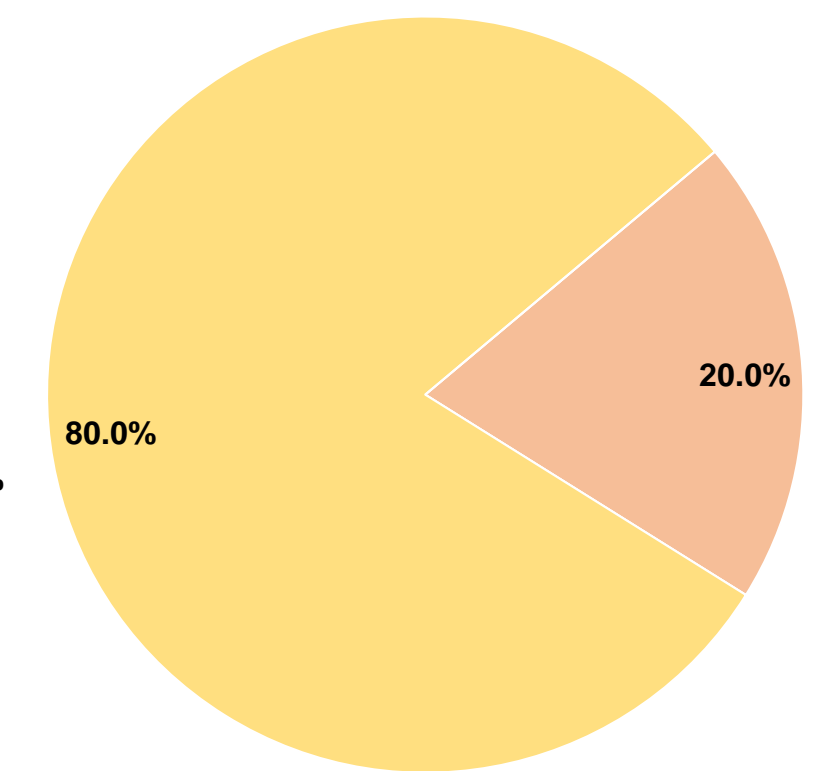
Sources of Capital Funds Expended

Fare Revenues	\$0	0.0%
Local Funds	\$4,301	20.0%
State Funds	\$0	0.0%
Federal Assistance	\$17,204	80.0%
Other Funds	\$0	0.0%
Total Capital Funds Expended	\$21,505	100.0%

Operating Funding Sources



Capital Funding Sources



Modal Characteristics

Operation Characteristics

Vehicles Operated at Maximum Service

Mode	Directly Operated	Purchased Transportation	Operating Expenses	Fare Revenues	Uses of Capital Funds	Annual Unlinked Trips	Annual Vehicle Revenue Miles	Annual Vehicle Revenue Hours
Demand Response	5	-	\$307,899	\$21,832	\$21,505	21,592	200,119	8,219
Total	5	-	\$307,899	\$21,832	\$21,505	21,592	200,119	8,219

Performance Measures

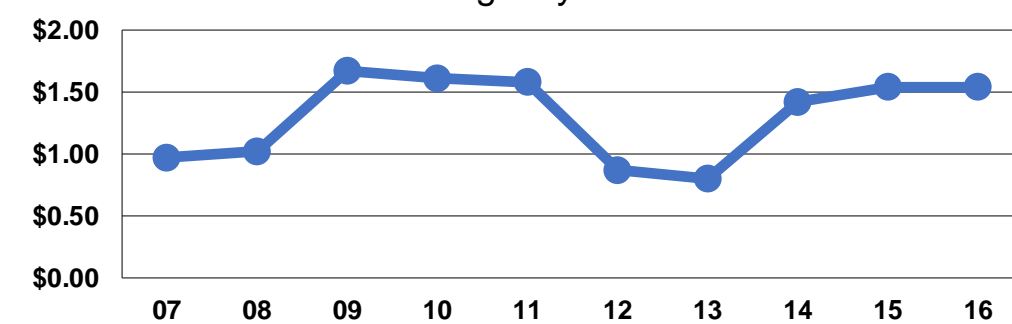
Service Efficiency

Mode	Operating Expenses per Vehicle Revenue Mile	Operating Expenses per Vehicle Revenue Hour
Demand Response	\$1.54	\$37.46
Total	\$1.54	\$37.46

Service Effectiveness

Mode	Operating Expenses per Unlinked Passenger Trip	Unlinked Trips per Vehicle Revenue Mile	Unlinked Trips per Vehicle Revenue Hour
Demand Response	\$14.26	0.1	2.6
Total	\$14.26	0.1	2.6

Operating Expense per Vehicle Revenue Mile: Agency Total



Unlinked Passenger Trips per Vehicle Revenue Mile: Agency Total

