

General Information

Financial Information

Service Consumption

603 Annual Unlinked Trips (UPT)

Service Supplied

30,796 Annual Vehicle Revenue Miles (VRM)

1,452 Annual Vehicle Revenue Hours (VRH)

Summary of Operating Expenses (OE)

\$34,611 Total Operating Expenses

Database Information

NTDID: 7R04-70113

Reporter Type: Rural General Public Transit

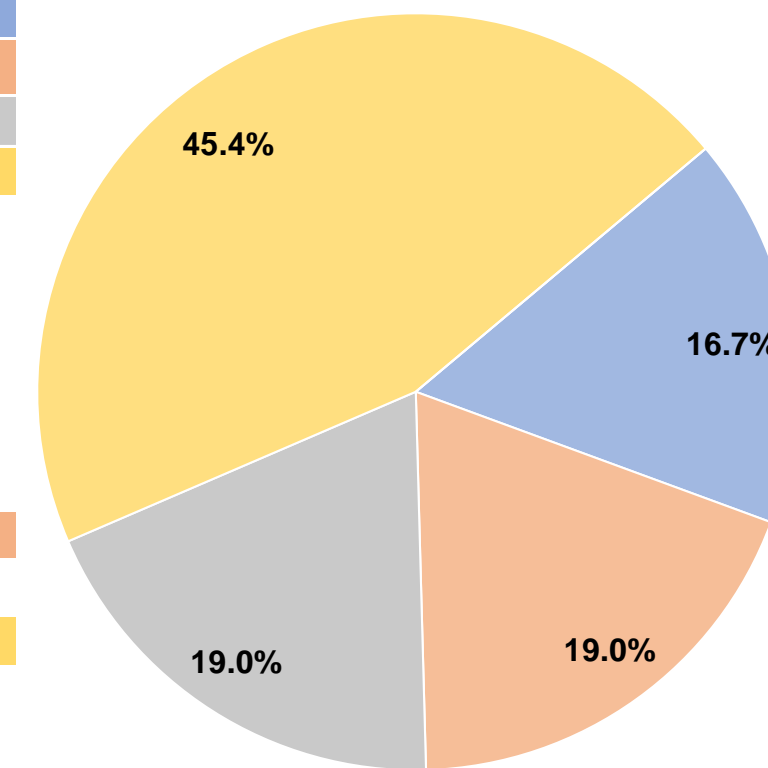
Sources of Operating Funds Expended

Fare Revenues	\$5,785	16.7%
Local Funds	\$6,564	19.0%
State Funds	\$6,564	19.0%
Federal Assistance	\$15,698	45.4%
Other Funds	\$0	0.0%
Total Operating Funds Expended	\$34,611	100.0%

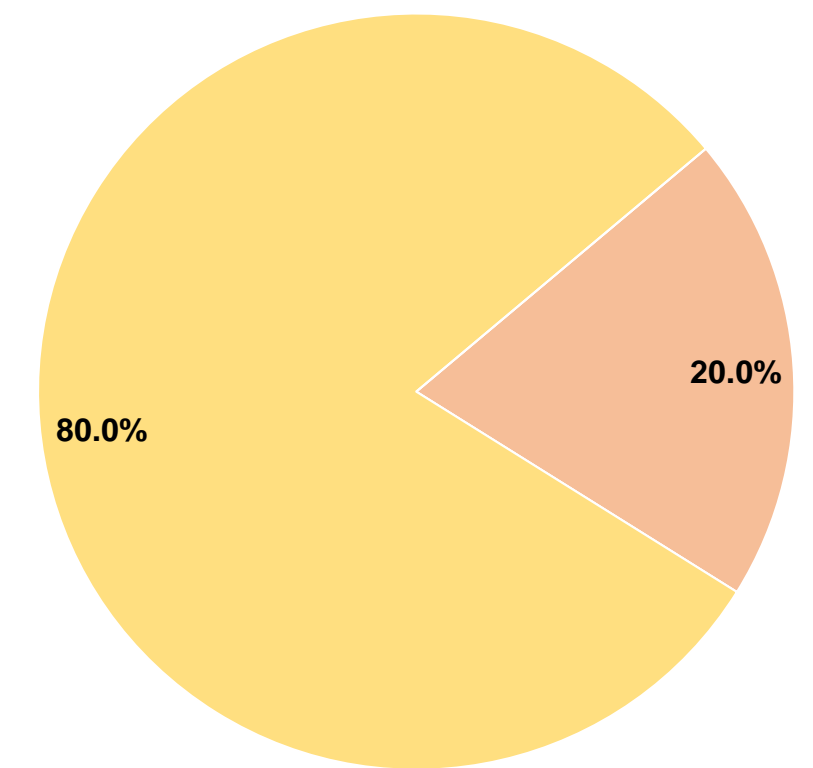
Sources of Capital Funds Expended

Fare Revenues	\$0	0.0%
Local Funds	\$7,131	20.0%
State Funds	\$0	0.0%
Federal Assistance	\$28,524	80.0%
Other Funds	\$0	0.0%
Total Capital Funds Expended	\$35,655	100.0%

Operating Funding Sources



Capital Funding Sources



Modal Characteristics

Operation Characteristics

Vehicles Operated at Maximum Service

Mode	Directly Operated	Purchased Transportation	Operating Expenses	Fare Revenues	Uses of Capital Funds	Annual Unlinked Trips	Annual Vehicle Revenue Miles	Annual Vehicle Revenue Hours
Demand Response	4	-	\$34,611	\$5,785	\$35,655	603	30,796	1,452
Total	4	-	\$34,611	\$5,785	\$35,655	603	30,796	1,452

Performance Measures

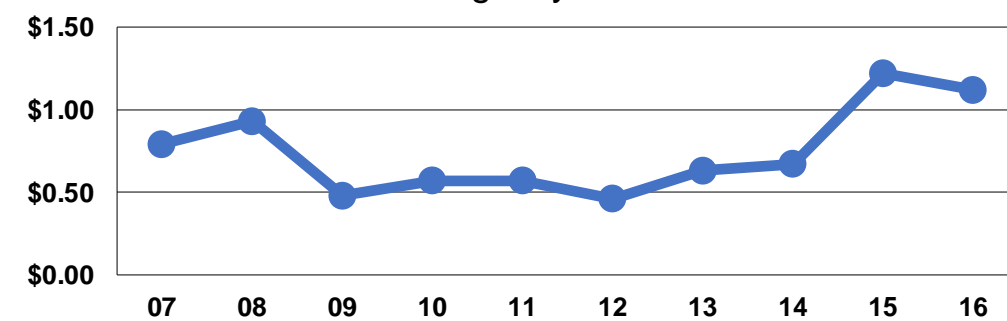
Service Efficiency

Mode	Operating Expenses per Vehicle Revenue Mile	Operating Expenses per Vehicle Revenue Hour
Demand Response	\$1.12	\$23.84
Total	\$1.12	\$23.84

Service Effectiveness

Mode	Operating Expenses per Unlinked Passenger Trip	Unlinked Trips per Vehicle Revenue Mile	Unlinked Trips per Vehicle Revenue Hour
Demand Response	\$57.40	0.0	0.4
Total	\$57.40	0.0	0.4

Operating Expense per Vehicle Revenue Mile: Agency Total



Unlinked Passenger Trips per Vehicle Revenue Mile: Agency Total

