

Phelps County Senior Citizen

2016 Annual Agency Profile

General Information

Financial Information

Service Consumption

13,471 Annual Unlinked Trips (UPT)

Service Supplied

34,778 Annual Vehicle Revenue Miles (VRM)

1,699 Annual Vehicle Revenue Hours (VRH)

Summary of Operating Expenses (OE)

\$148,111 Total Operating Expenses

Database Information

NTDID: 7R04-70182

Reporter Type: Rural General Public Transit

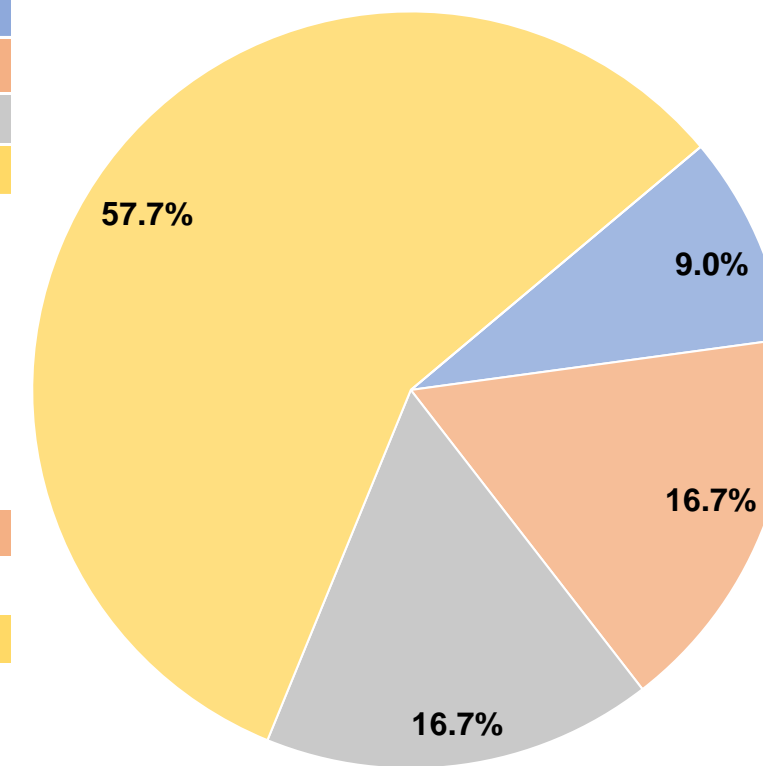
Sources of Operating Funds Expended

Fare Revenues	\$13,266	9.0%
Local Funds	\$24,688	16.7%
State Funds	\$24,688	16.7%
Federal Assistance	\$85,469	57.7%
Other Funds	\$0	0.0%
Total Operating Funds Expended	\$148,111	100.0%

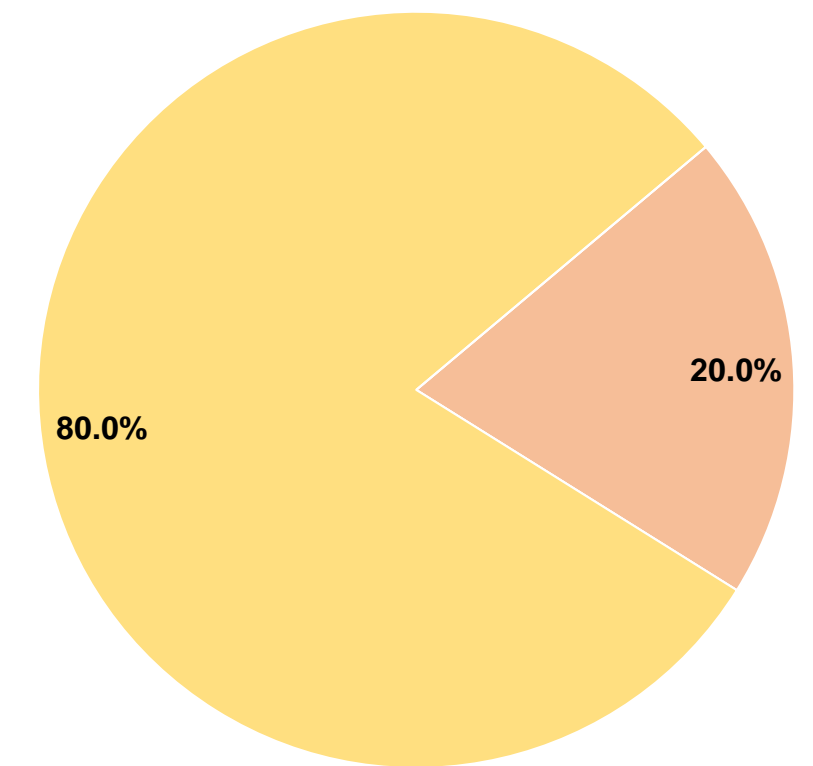
Sources of Capital Funds Expended

Fare Revenues	\$0	0.0%
Local Funds	\$27,793	20.0%
State Funds	\$0	0.0%
Federal Assistance	\$111,166	80.0%
Other Funds	\$0	0.0%
Total Capital Funds Expended	\$138,959	100.0%

Operating Funding Sources



Capital Funding Sources



Modal Characteristics

Operation Characteristics

Vehicles Operated at Maximum Service

Mode	Directly Operated	Purchased Transportation	Operating Expenses	Fare Revenues	Uses of Capital Funds	Annual Unlinked Trips	Annual Vehicle Revenue Miles	Annual Vehicle Revenue Hours
Demand Response	5	-	\$148,111	\$13,266	\$138,959	13,471	34,778	1,699
Total	5	-	\$148,111	\$13,266	\$138,959	13,471	34,778	1,699

Performance Measures

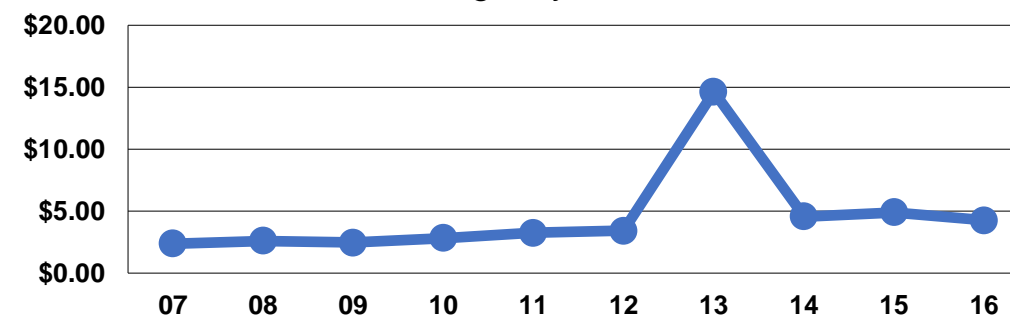
Service Efficiency

Mode	Operating Expenses per Vehicle Revenue Mile	Operating Expenses per Vehicle Revenue Hour
Demand Response	\$4.26	\$87.18
Total	\$4.26	\$87.18

Service Effectiveness

Mode	Operating Expenses per Unlinked Passenger Trip	Unlinked Trips per Vehicle Revenue Mile	Unlinked Trips per Vehicle Revenue Hour
Demand Response	\$10.99	0.4	7.9
Total	\$10.99	0.4	7.9

Operating Expense per Vehicle Revenue Mile: Agency Total



Unlinked Passenger Trips per Vehicle Revenue Mile: Agency Total

