

**General Information**

**Financial Information**

**Service Consumption**

7,286 Annual Unlinked Trips (UPT)

**Service Supplied**

14,934 Annual Vehicle Revenue Miles (VRM)

1,136 Annual Vehicle Revenue Hours (VRH)

**Summary of Operating Expenses (OE)**

\$64,337 Total Operating Expenses

**Database Information**

NTDID: 7R04-70265

Reporter Type: Rural General Public Transit

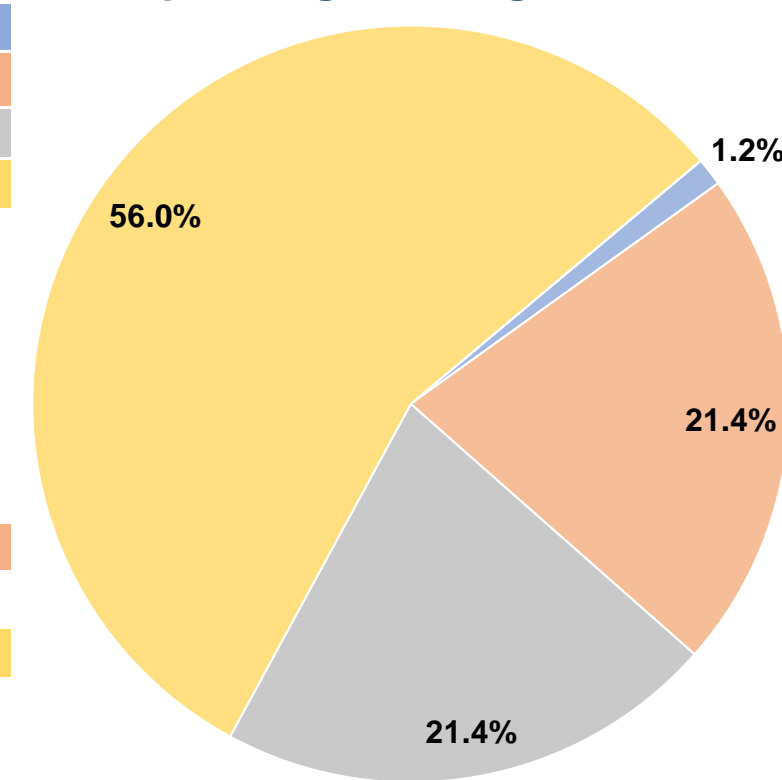
**Sources of Operating Funds Expended**

Fare Revenues	\$772	1.2%
Local Funds	\$13,779	21.4%
State Funds	\$13,779	21.4%
Federal Assistance	\$36,007	56.0%
Other Funds	\$0	0.0%
<b>Total Operating Funds Expended</b>	<b>\$64,337</b>	<b>100.0%</b>

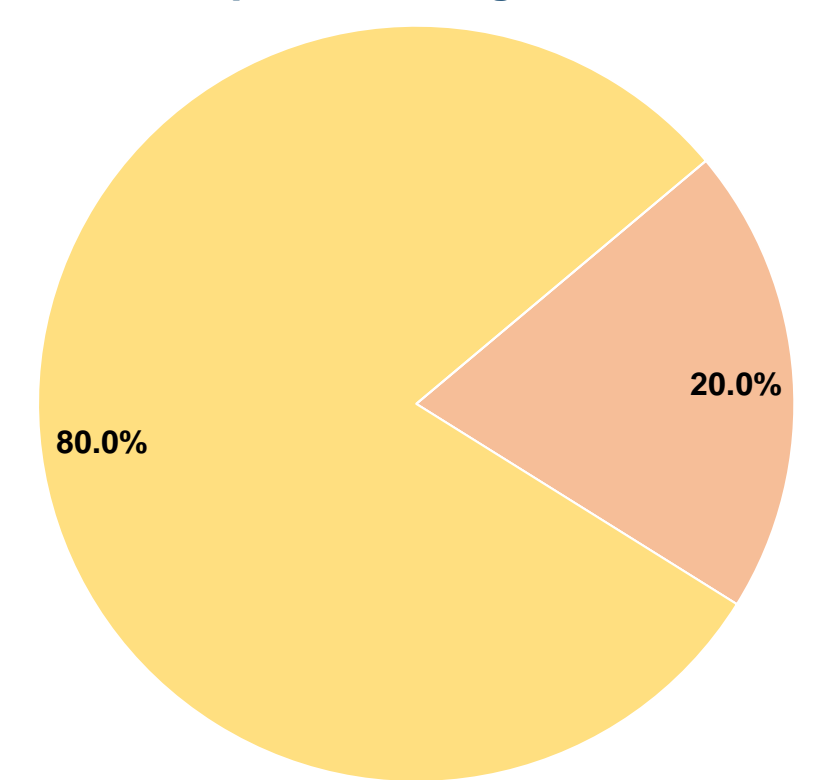
**Sources of Capital Funds Expended**

Fare Revenues	\$0	0.0%
Local Funds	\$10,331	20.0%
State Funds	\$0	0.0%
Federal Assistance	\$41,321	80.0%
Other Funds	\$0	0.0%
<b>Total Capital Funds Expended</b>	<b>\$51,652</b>	<b>100.0%</b>

**Operating Funding Sources**



**Capital Funding Sources**



**Modal Characteristics**

**Operation Characteristics**

**Vehicles Operated at Maximum Service**

Mode	Directly Operated	Purchased Transportation	Operating Expenses	Fare Revenues	Uses of Capital Funds	Annual Unlinked Trips	Annual Vehicle Revenue Miles	Annual Vehicle Revenue Hours
Demand Response	2	-	\$64,337	\$772	\$51,652	7,286	14,934	1,136
<b>Total</b>	<b>2</b>	<b>-</b>	<b>\$64,337</b>	<b>\$772</b>	<b>\$51,652</b>	<b>7,286</b>	<b>14,934</b>	<b>1,136</b>

**Performance Measures**

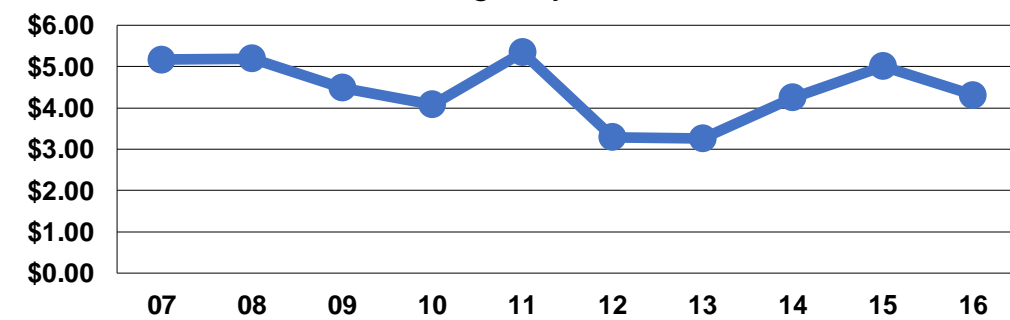
**Service Efficiency**

Mode	Operating Expenses per Vehicle Revenue Mile	Operating Expenses per Vehicle Revenue Hour
Demand Response	\$4.31	\$56.63
<b>Total</b>	<b>\$4.31</b>	<b>\$56.63</b>

**Service Effectiveness**

Mode	Operating Expenses per Unlinked Passenger Trip	Unlinked Trips per Vehicle Revenue Mile	Unlinked Trips per Vehicle Revenue Hour
Demand Response	\$8.83	0.5	6.4
<b>Total</b>	<b>\$8.83</b>	<b>0.5</b>	<b>6.4</b>

Operating Expense per Vehicle Revenue Mile: Agency Total



Unlinked Passenger Trips per Vehicle Revenue Mile: Agency Total

