

General Information

Urbanized Area (UZA) Statistics - 2010 Census

Grand Junction, CO
 79 Square Miles
 128,124 Population
 251 Pop. Rank out of 498 UZAs

Service Area Statistics

66 Square Miles
 101,846 Population

Service Consumption

792,946 Annual Unlinked Trips (UPT)

Service Supplied

968,921 Annual Vehicle Revenue Miles (VRM)
 64,613 Annual Vehicle Revenue Hours (VRH)

Database Information

NTDID: 80016
 Reporter Type: Reduced Reporter

Financial Information

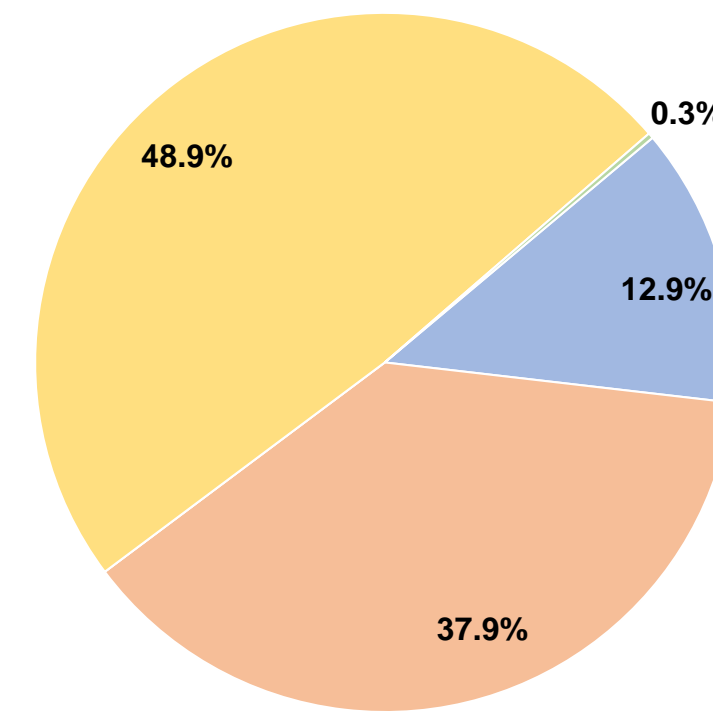
Sources of Operating Funds Expended

Fare Revenues	\$456,539	12.9%
Local Funds	\$1,337,964	37.9%
State Funds	\$0	0.0%
Federal Assistance	\$1,722,705	48.9%
Other Funds	\$8,847	0.3%
Total Operating Funds Expended	\$3,526,055	100.0%

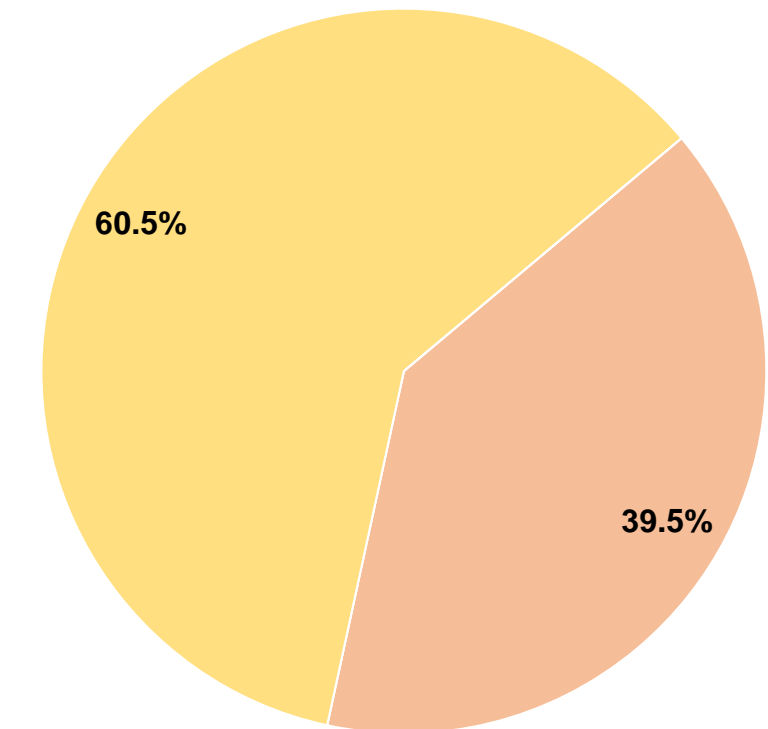
Sources of Capital Funds Expended

Fare Revenues	\$0	0.0%
Local Funds	\$240,206	39.5%
State Funds	\$0	0.0%
Federal Assistance	\$367,815	60.5%
Other Funds	\$0	0.0%
Total Capital Funds Expended	\$608,021	100.0%

Operating Funding Sources



Capital Funding Sources



Modal Characteristics

Operation Characteristics

Vehicles Operated at Maximum Service

Mode	Directly Operated	Purchased Transportation	Operating Expenses	Fare Revenues	Uses of Capital Funds	Annual Unlinked Trips	Annual Vehicle Revenue Miles	Annual Vehicle Revenue Hours	Average Fleet Age in Years ^a
Demand Response	-	5	\$494,448	\$42,373	\$43,123	19,199	119,005	9,227	7.6
Bus	-	12	\$3,031,607	\$414,166	\$564,898	773,747	849,916	55,386	2.9
Total	-	17	\$3,526,055	\$456,539	\$608,021	792,946	968,921	64,613	

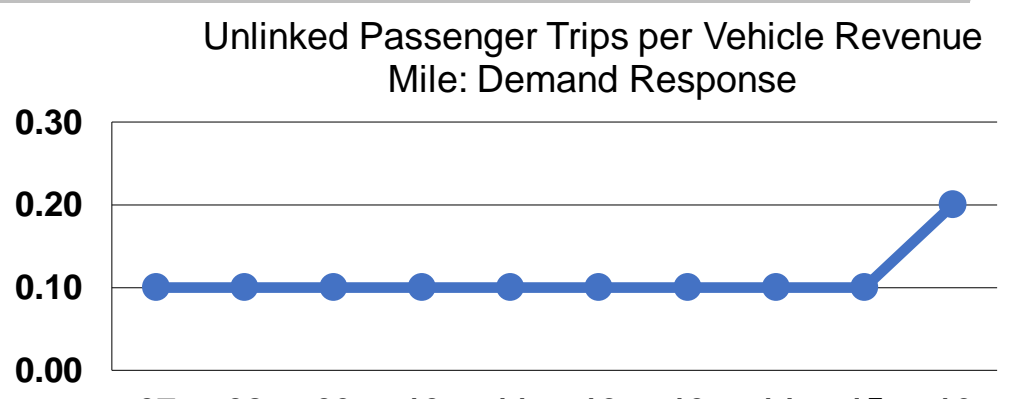
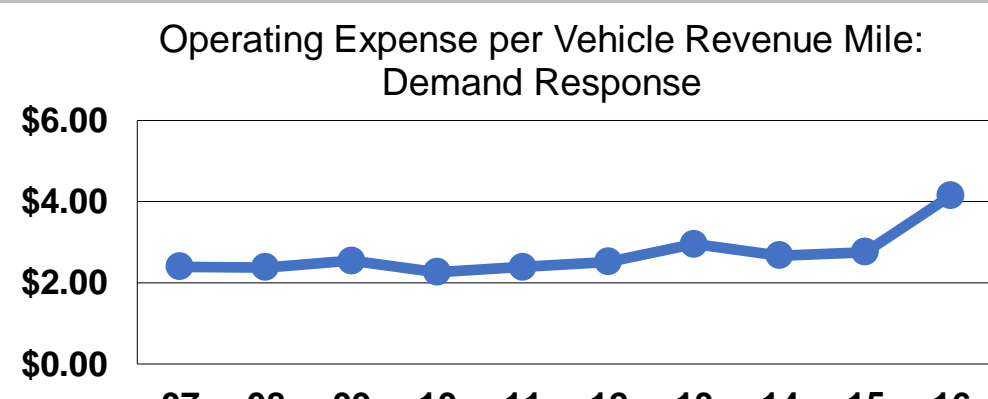
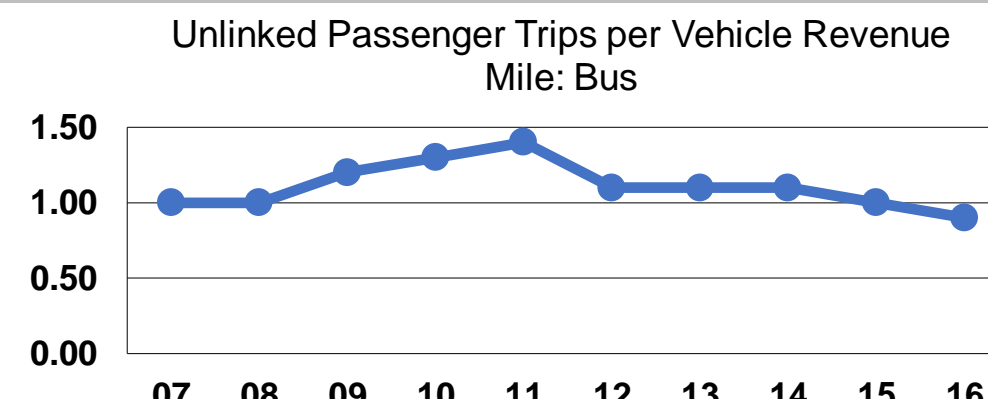
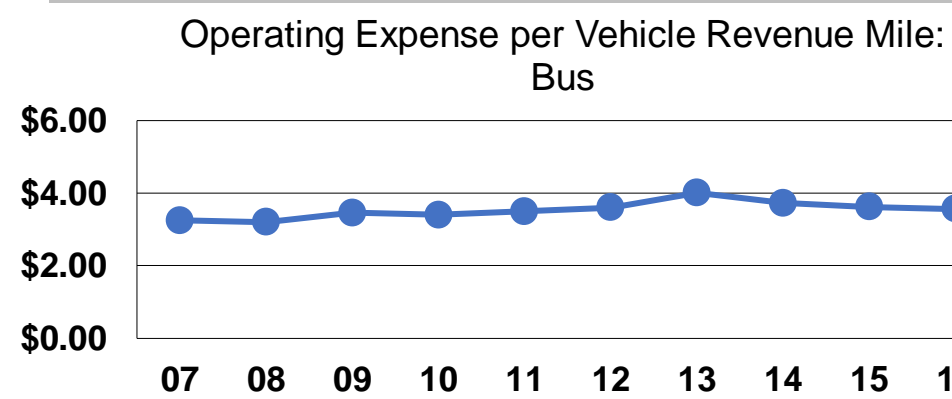
Performance Measures

Service Efficiency

Mode	Operating Expenses per Vehicle Revenue Mile	Operating Expenses per Vehicle Revenue Hour
Demand Response	\$4.15	\$53.59
Bus	\$3.57	\$54.74
Total	\$3.64	\$54.57

Service Effectiveness

Mode	Operating Expenses per Unlinked Passenger Trip	Unlinked Trips per Vehicle Revenue Mile	Unlinked Trips per Vehicle Revenue Hour
Demand Response	\$25.75	0.2	2.1
Bus	\$3.92	0.9	14.0
Total	\$4.45	0.8	12.3



Notes:

^aDemand Response - Taxi (DT) and non-dedicated fleets do not report fleet age data.