

General Information

Urbanized Area (UZA) Statistics - 2010 Census

St. George, UT
 45 Square Miles
 98,370 Population
 305 Pop. Rank out of 498 UZAs

Other UZAs Served

0 Utah Non-UZA

Service Area Statistics

35 Square Miles
 75,561 Population

Service Consumption

461,258 Annual Unlinked Trips (UPT)

Service Supplied

402,206 Annual Vehicle Revenue Miles (VRM)
 31,597 Annual Vehicle Revenue Hours (VRH)

Database Information

NTDID: 80026

Reporter Type: Reduced Reporter

Financial Information

Sources of Operating Funds Expended

Fare Revenues	\$197,346	13.0%
Local Funds	\$447,216	29.5%
State Funds	\$39,093	2.6%
Federal Assistance	\$701,432	46.3%
Other Funds	\$128,770	8.5%

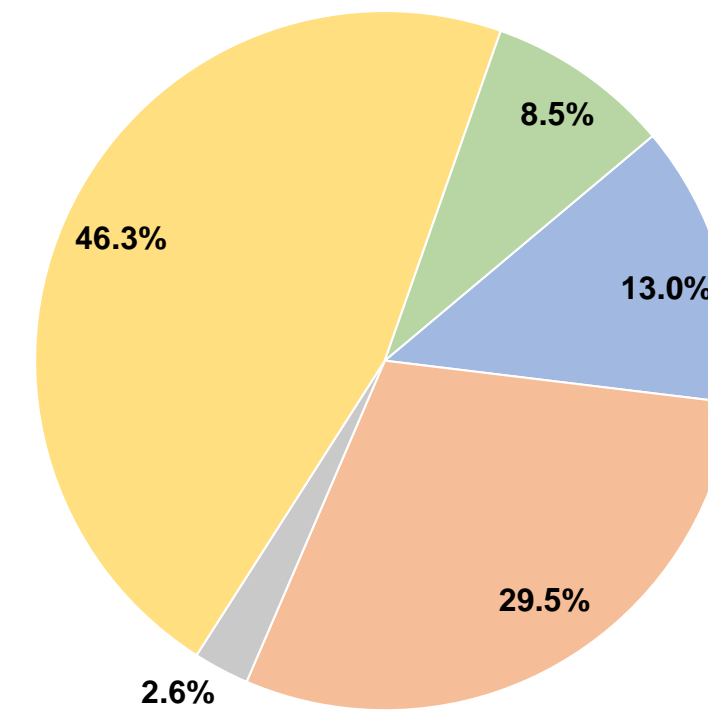
Total Operating Funds Expended \$1,513,857 100.0%

Sources of Capital Funds Expended

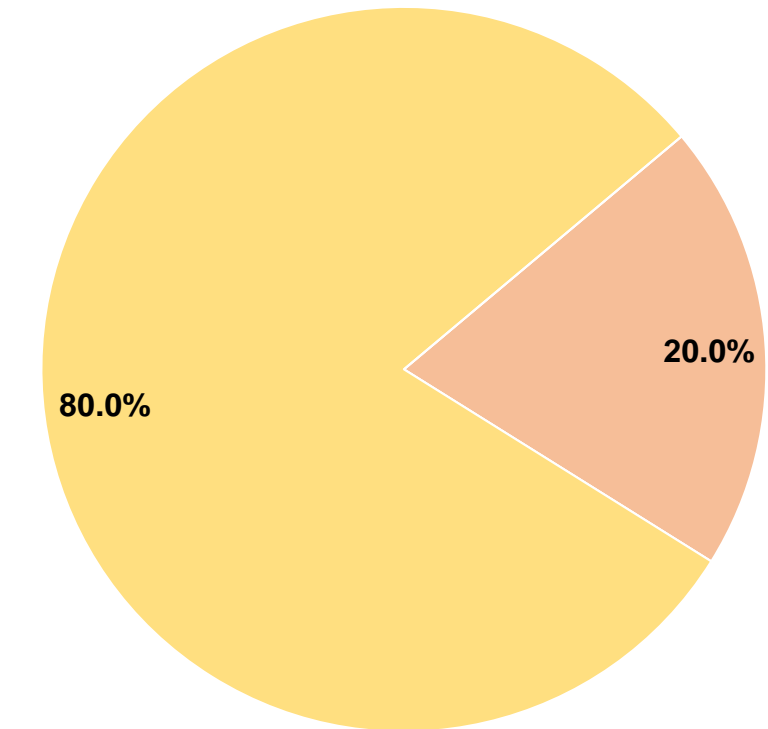
Fare Revenues	\$0	0.0%
Local Funds	\$49,978	20.0%
State Funds	\$0	0.0%
Federal Assistance	\$199,911	80.0%
Other Funds	\$0	0.0%

Total Capital Funds Expended \$249,889 100.0%

Operating Funding Sources



Capital Funding Sources



Modal Characteristics

Operation Characteristics

Vehicles Operated at Maximum Service

Mode	Directly Operated	Purchased Transportation	Operating Expenses	Fare Revenues	Uses of Capital Funds	Annual Unlinked Trips	Annual Vehicle Revenue Miles	Annual Vehicle Revenue Hours	Average Fleet Age in Years ^a
Demand Response	4	-	\$281,421	\$19,066	\$20,102	10,306	46,351	6,448	5.3
Bus	6	-	\$1,232,436	\$178,280	\$229,787	450,952	355,855	25,149	5.0
Total	10	-	\$1,513,857	\$197,346	\$249,889	461,258	402,206	31,597	

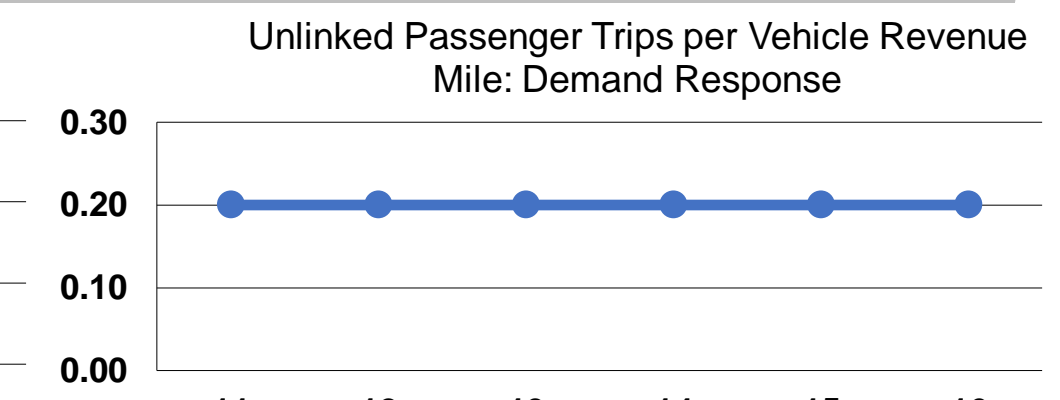
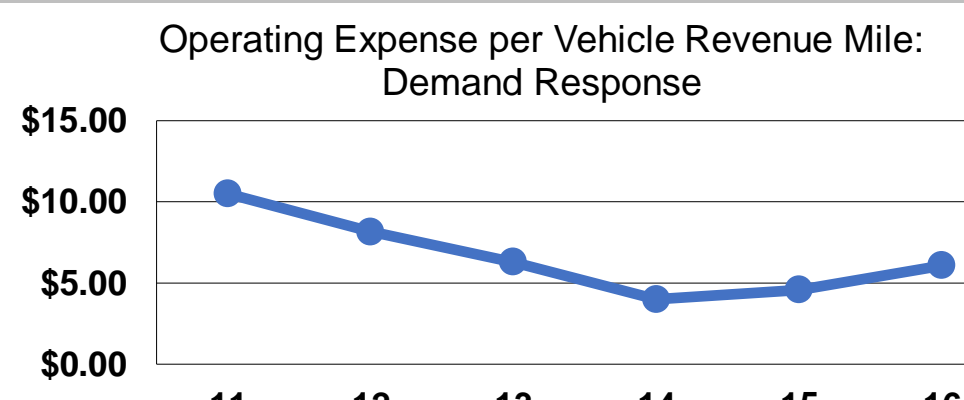
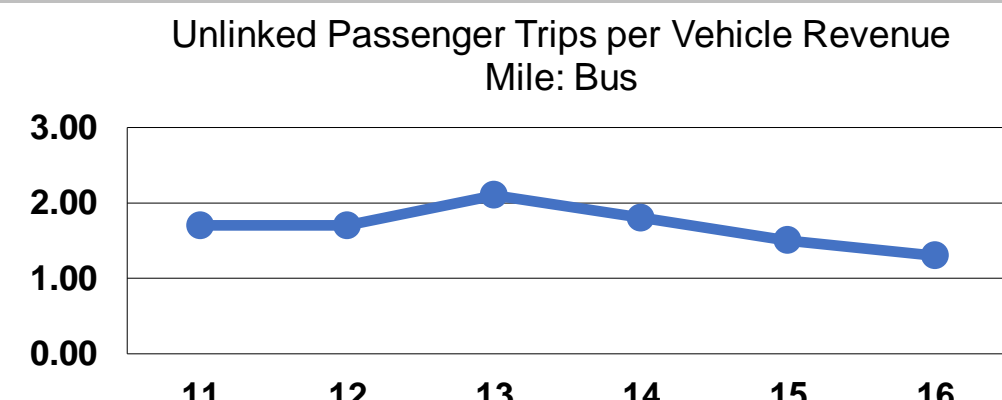
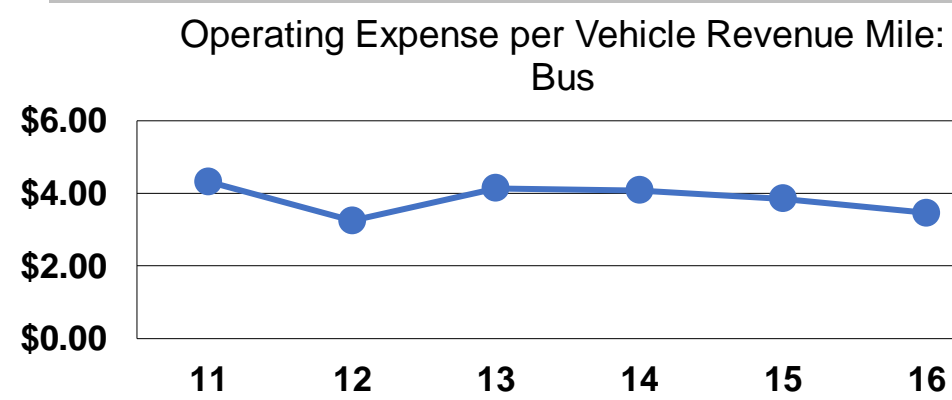
Performance Measures

Service Efficiency

Mode	Operating Expenses per Vehicle Revenue Mile	Operating Expenses per Vehicle Revenue Hour
Demand Response	\$6.07	\$43.64
Bus	\$3.46	\$49.01
Total	\$3.76	\$47.91

Service Effectiveness

Mode	Operating Expenses per Unlinked Passenger Trip	Unlinked Trips per Vehicle Revenue Mile	Unlinked Trips per Vehicle Revenue Hour
Demand Response	\$27.31	0.2	1.6
Bus	\$2.73	1.3	17.9
Total	\$3.28	1.1	14.6



Notes:

^aDemand Response - Taxi (DT) and non-dedicated fleets do not report fleet age data.