

General Information

Urbanized Area (UZA) Statistics - 2010 Census

Fargo, ND-MN
 70 Square Miles
 176,676 Population
 194 Pop. Rank out of 498 UZAs

Other UZAs Served

0 North Dakota Non-UZA

Service Area Statistics

7,243 Square Miles
 160,434 Population

Service Consumption

67,590 Annual Unlinked Trips (UPT)

Service Supplied

418,523 Annual Vehicle Revenue Miles (VRM)
 36,704 Annual Vehicle Revenue Hours (VRH)

Database Information

NTDID: 80110

Reporter Type: Reduced Reporter

Financial Information

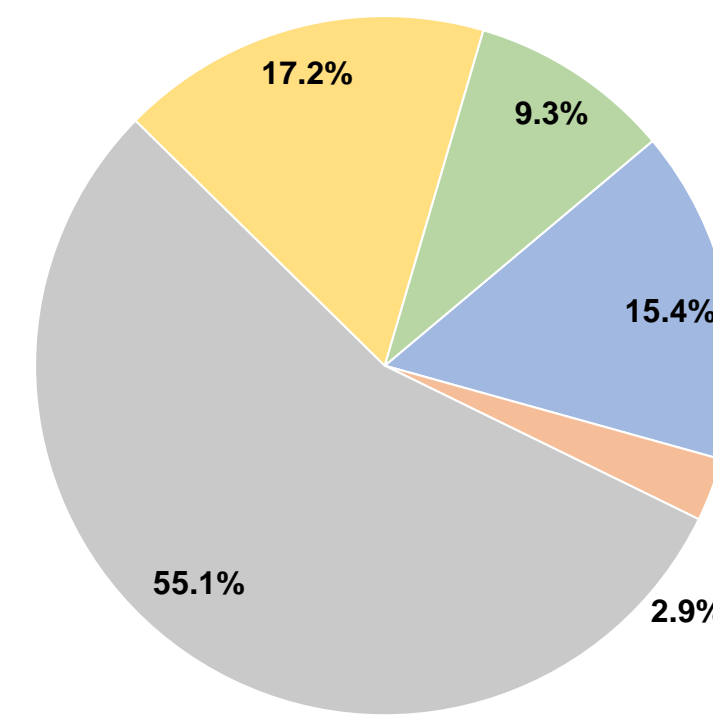
Sources of Operating Funds Expended

Fare Revenues	\$157,253	15.4%
Local Funds	\$29,710	2.9%
State Funds	\$561,657	55.1%
Federal Assistance	\$175,123	17.2%
Other Funds	\$95,104	9.3%
Total Operating Funds Expended	\$1,018,847	100.0%

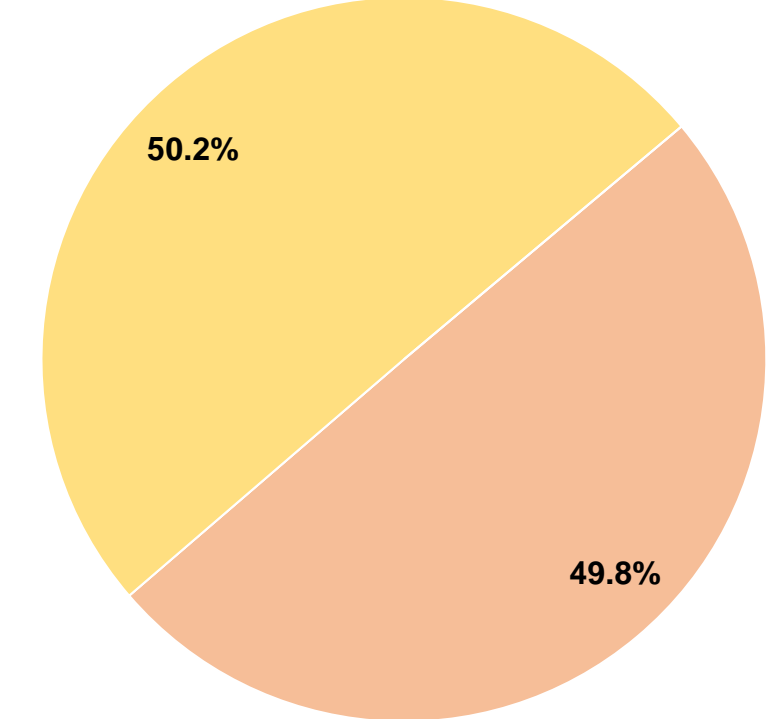
Sources of Capital Funds Expended

Fare Revenues	\$0	0.0%
Local Funds	\$67,435	49.8%
State Funds	\$0	0.0%
Federal Assistance	\$67,967	50.2%
Other Funds	\$0	0.0%
Total Capital Funds Expended	\$135,402	100.0%

Operating Funding Sources



Capital Funding Sources



Modal Characteristics

Operation Characteristics

Vehicles Operated at Maximum Service

Mode	Directly Operated	Purchased Transportation	Operating Expenses	Fare Revenues	Uses of Capital Funds	Annual Unlinked Trips	Annual Vehicle Revenue Miles	Annual Vehicle Revenue Hours	Average Fleet Age in Years ^a
Demand Response	22 ¹	-	\$882,478 ¹	\$140,407	\$135,402 ¹	59,167	401,677	32,496	5.6
Demand Response - Taxi	-	3	\$33,692	\$16,846	\$0	8,423	16,846	4,208	0.0
Total	22	3	\$916,170	\$157,253	\$135,402	67,590	418,523	36,704	

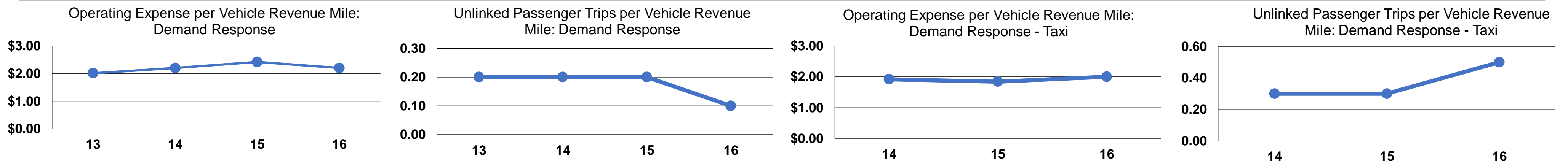
Performance Measures

Service Efficiency

Mode	Operating Expenses per Vehicle Revenue Mile	Operating Expenses per Vehicle Revenue Hour
Demand Response	\$2.20	\$27.16
Demand Response - Taxi	\$2.00	\$8.01
Total	\$2.19	\$24.96

Service Effectiveness

Mode	Operating Expenses per Unlinked Passenger Trip	Unlinked Trips per Vehicle Revenue Mile	Unlinked Trips per Vehicle Revenue Hour
Demand Response	\$14.92	0.2	1.8
Demand Response - Taxi	\$4.00	0.5	2.0
Total	\$13.55	0.2	1.8



Notes:

^aDemand Response - Taxi (DT) and non-dedicated fleets do not report fleet age data.

¹Excludes data for purchased transportation filed separately.

*This agency has a purchased transportation relationship in which they sell service to City of Moorhead, DBA: Metropolitan Area Transit (NTDID: 50026), and in which the data are captured in another report for mode DR/PT.

