

# Turtle Mtn. Nutrition & Support Services

2016 Annual Agency Profile

PO Box 900  
Belcourt, ND 58316

Director: Mrs. Alfreda Morin

## General Information

### Federally Recognized Tribal Statistical Areas

Turtle Mountain Reservation and Off-Reservation Trust Land,  
MT--ND--SD

### Service Consumption

3,247 Annual Unlinked Trips (UPT)

### Service Supplied

54,484 Annual Vehicle Revenue Miles (VRM)

2,171 Annual Vehicle Revenue Hours (VRH)

### Database Information

NTDID: 80212

Reporter Type: Tribal Reporter

## Financial Information

### Sources of Operating Funds Expended

Fare Revenues	\$1,753	2.5%
Local Funds	\$16,802	23.5%
State Funds	\$29,142	40.8%
Federal Assistance	\$23,773	33.3%
Other Funds	\$0	0.0%

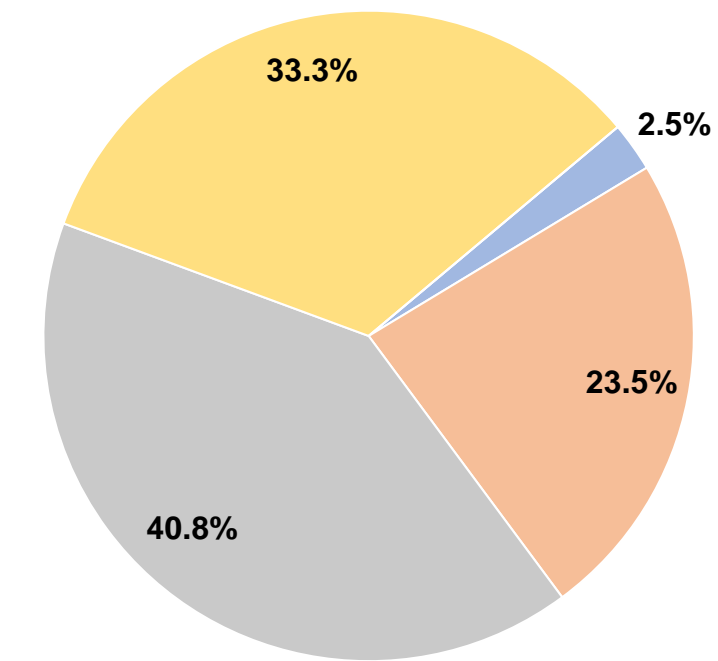
**Total Operating Funds Expended \$71,470 100.0%**

### Sources of Capital Funds Expended

Fare Revenues	\$0
Local Funds	\$0
State Funds	\$0
Federal Assistance	\$0
Other Funds	\$0

**Total Capital Funds Expended \$0**

### Operating Funding Sources



## Modal Characteristics

### Operation Characteristics

#### Vehicles Operated at Maximum Service

Mode	Directly Operated	Purchased Transportation	Operating Expenses	Fare Revenues	Uses of Capital Funds	Annual Unlinked Trips	Annual Vehicle Revenue Miles	Annual Vehicle Revenue Hours	Average Fleet Age in Years <sup>a</sup>
Demand Response	3	-	\$71,470	\$1,753	\$0	3,247	54,484	2,171	10.0
<b>Total</b>	<b>3</b>	<b>-</b>	<b>\$71,470</b>	<b>\$1,753</b>	<b>\$0</b>	<b>3,247</b>	<b>54,484</b>	<b>2,171</b>	

### Performance Measures

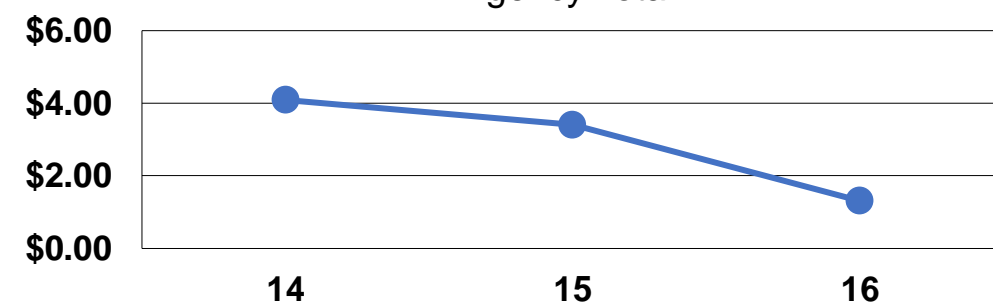
#### Service Efficiency

Mode	Operating Expenses per Vehicle Revenue Mile	Operating Expenses per Vehicle Revenue Hour
Demand Response	\$1.31	\$32.92
<b>Total</b>	<b>\$1.31</b>	<b>\$32.92</b>

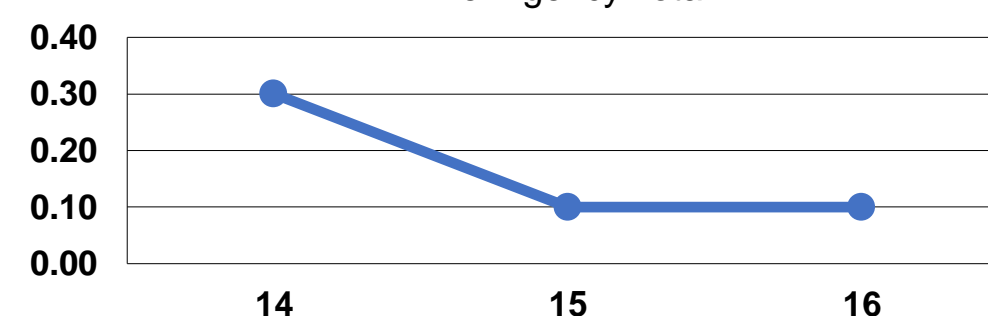
#### Service Effectiveness

Mode	Operating Expenses per Unlinked Passenger Trip	Unlinked Trips per Vehicle Revenue Mile	Unlinked Trips per Vehicle Revenue Hour
Demand Response	\$22.01	0.1	1.5
<b>Total</b>	<b>\$22.01</b>	<b>0.1</b>	<b>1.5</b>

Operating Expense per Vehicle Revenue Mile: Agency Total



Unlinked Passenger Trips per Vehicle Revenue Mile: Agency Total



#### Notes:

<sup>a</sup>Demand Response - Taxi (DT) and non-dedicated fleets do not report fleet age data.