

Trenton Indian Service Area Aging Program

2016 Annual Agency Profile

P.O. Box 210
Trenton, ND 58853

CHR/DOT Coordinator: Ms. Brenda Slater

General Information

Federally Recognized Tribal Statistical Areas

Turtle Mountain Reservation and Off-Reservation Trust Land,
MT--ND--SD

Service Consumption

3,913 Annual Unlinked Trips (UPT)

Service Supplied

39,351 Annual Vehicle Revenue Miles (VRM)

620 Annual Vehicle Revenue Hours (VRH)

Database Information

NTDID: 80266

Reporter Type: Tribal Reporter

Financial Information

Sources of Operating Funds Expended

Fare Revenues	\$1,155	1.4%
Local Funds	\$21,402	25.1%
State Funds	\$31,856	37.4%
Federal Assistance	\$30,700	36.1%
Other Funds	\$0	0.0%

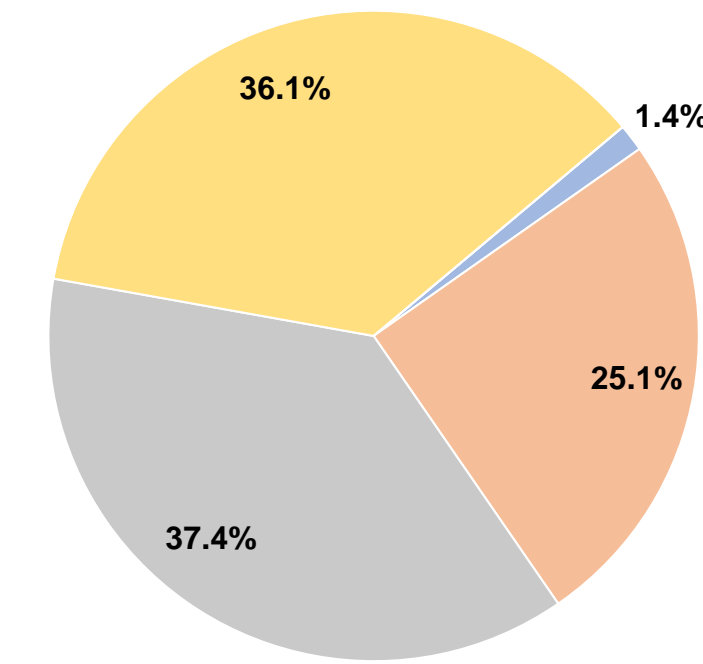
Total Operating Funds Expended \$85,113 100.0%

Sources of Capital Funds Expended

Fare Revenues	\$0
Local Funds	\$0
State Funds	\$0
Federal Assistance	\$0
Other Funds	\$0

Total Capital Funds Expended \$0

Operating Funding Sources



Modal Characteristics

Operation Characteristics

Vehicles Operated at Maximum Service

Mode	Directly Operated	Purchased Transportation	Operating Expenses	Fare Revenues	Uses of Capital Funds	Annual Unlinked Trips	Annual Vehicle Revenue Miles	Annual Vehicle Revenue Hours	Average Fleet Age in Years ^a
Demand Response	7	-	\$85,113	\$1,155	\$0	3,913	39,351	620	3.9
Total	7	-	\$85,113	\$1,155	\$0	3,913	39,351	620	

Performance Measures

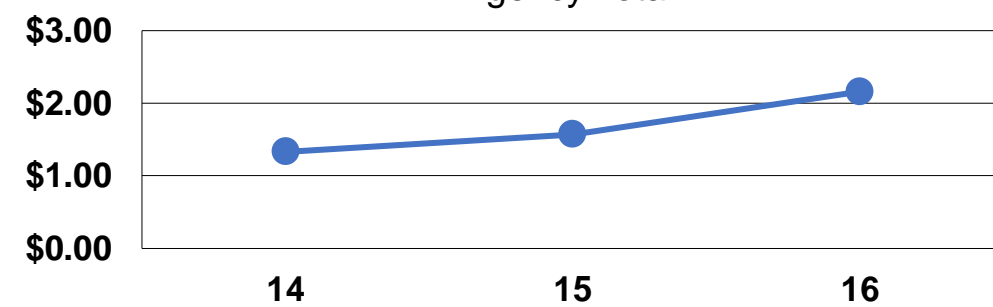
Service Efficiency

Mode	Operating Expenses per Vehicle Revenue Mile	Operating Expenses per Vehicle Revenue Hour
Demand Response	\$2.16	\$137.28
Total	\$2.16	\$137.28

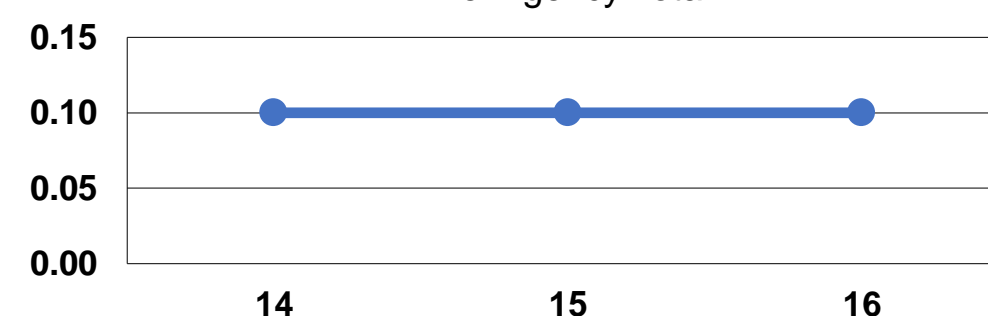
Service Effectiveness

Mode	Operating Expenses per Unlinked Passenger Trip	Unlinked Trips per Vehicle Revenue Mile	Unlinked Trips per Vehicle Revenue Hour
Demand Response	\$21.75	0.1	6.3
Total	\$21.75	0.1	6.3

Operating Expense per Vehicle Revenue Mile: Agency Total



Unlinked Passenger Trips per Vehicle Revenue Mile: Agency Total



Notes:

^aDemand Response - Taxi (DT) and non-dedicated fleets do not report fleet age data.