

# Rosebud Sioux Tribe

## 2016 Annual Agency Profile

P.O. Box 430  
Rosebud, SD 57570-0430

Assistant Director: Ms. Tamaleon Wilcox

### General Information

#### Federally Recognized Tribal Statistical Areas

Rosebud Indian Reservation and Off-Reservation Trust Land, SD

#### Service Consumption

70,077 Annual Unlinked Trips (UPT)

#### Service Supplied

249,137 Annual Vehicle Revenue Miles (VRM)

11,459 Annual Vehicle Revenue Hours (VRH)

#### Database Information

NTDID: 88182

Reporter Type: Tribal Reporter

### Financial Information

#### Sources of Operating Funds Expended

Fare Revenues	\$118,673	20.6%
Local Funds	\$0	0.0%
State Funds	\$35,162	6.1%
Federal Assistance	\$422,919	73.3%
Other Funds	\$0	0.0%

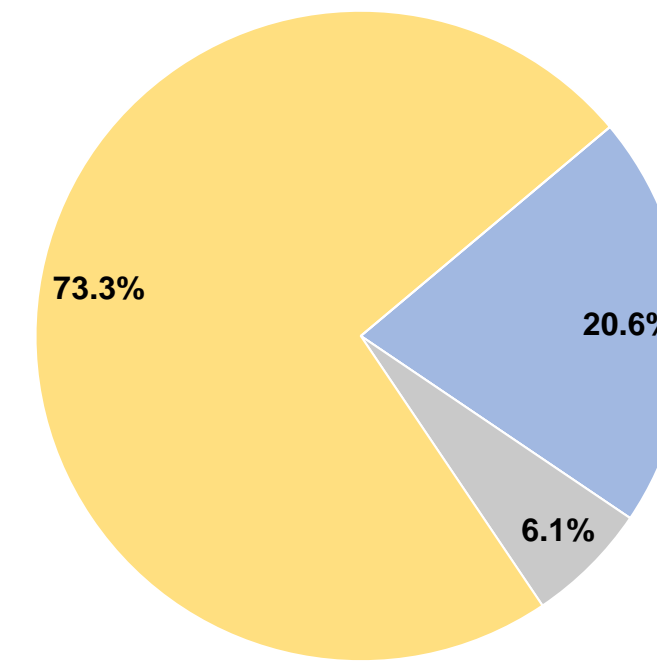
**Total Operating Funds Expended \$576,754 100.0%**

#### Sources of Capital Funds Expended

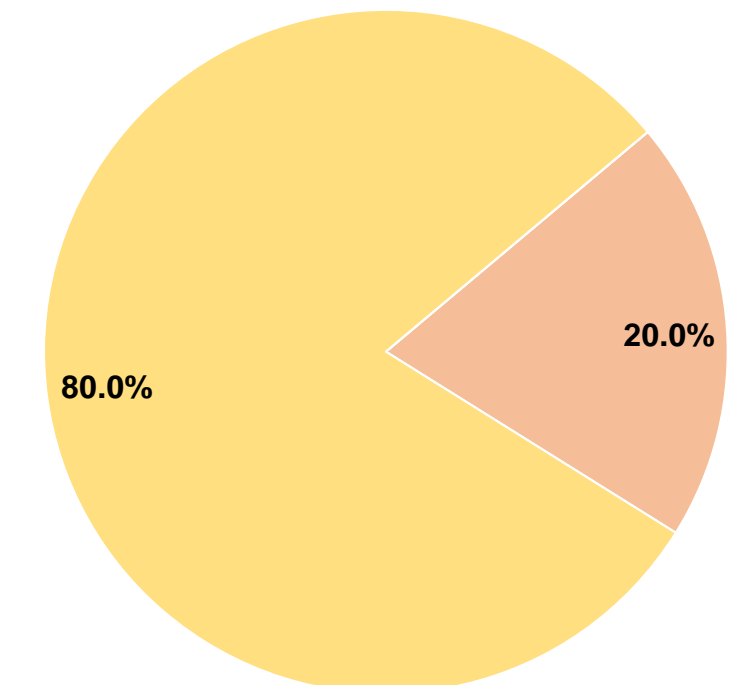
Fare Revenues	\$0	0.0%
Local Funds	\$23,810	20.0%
State Funds	\$0	0.0%
Federal Assistance	\$95,240	80.0%
Other Funds	\$0	0.0%

**Total Capital Funds Expended \$119,050 100.0%**

#### Operating Funding Sources



#### Capital Funding Sources



### Modal Characteristics

#### Operation Characteristics

#### Vehicles Operated at Maximum Service

Mode	Directly Operated	Purchased Transportation	Operating Expenses	Fare Revenues	Uses of Capital Funds	Annual Unlinked Trips	Annual Vehicle Revenue Miles	Annual Vehicle Revenue Hours	Average Fleet Age in Years <sup>a</sup>
Demand Response	8	-	\$576,754	\$118,673	\$119,050	70,077	249,137	11,459	3.5
<b>Total</b>	<b>8</b>	<b>-</b>	<b>\$576,754</b>	<b>\$118,673</b>	<b>\$119,050</b>	<b>70,077</b>	<b>249,137</b>	<b>11,459</b>	

#### Performance Measures

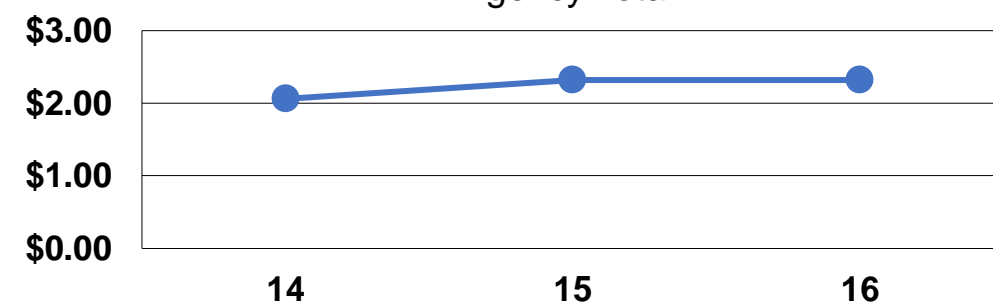
#### Service Efficiency

Mode	Operating Expenses per Vehicle Revenue Mile	Operating Expenses per Vehicle Revenue Hour
Demand Response	\$2.32	\$50.33
<b>Total</b>	<b>\$2.32</b>	<b>\$50.33</b>

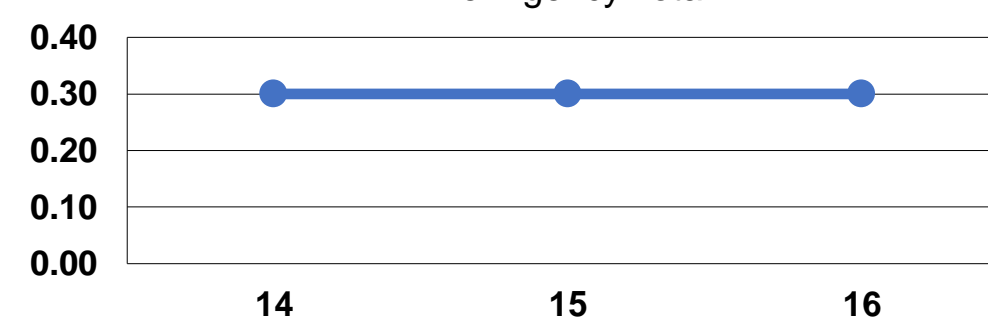
#### Service Effectiveness

Mode	Operating Expenses per Unlinked Passenger Trip	Unlinked Trips per Vehicle Revenue Mile	Unlinked Trips per Vehicle Revenue Hour
Demand Response	\$8.23	0.3	6.1
<b>Total</b>	<b>\$8.23</b>	<b>0.3</b>	<b>6.1</b>

Operating Expense per Vehicle Revenue Mile: Agency Total



Unlinked Passenger Trips per Vehicle Revenue Mile: Agency Total



**Notes:**

<sup>a</sup>Demand Response - Taxi (DT) and non-dedicated fleets do not report fleet age data.