

General Information

Federally Recognized Tribal Statistical Areas

Uintah and Ouray Reservation and Off-Reservation Trust Land, UT

Service Consumption

3,785 Annual Unlinked Trips (UPT)

Service Supplied

49,874 Annual Vehicle Revenue Miles (VRM)
1,731 Annual Vehicle Revenue Hours (VRH)

Database Information

NTDID: 88200

Reporter Type: Tribal Reporter

Financial Information

Sources of Operating Funds Expended

Fare Revenues	\$3,490	1.0%
Local Funds	\$93,578	27.5%
State Funds	\$0	0.0%
Federal Assistance	\$242,941	71.5%
Other Funds	\$0	0.0%

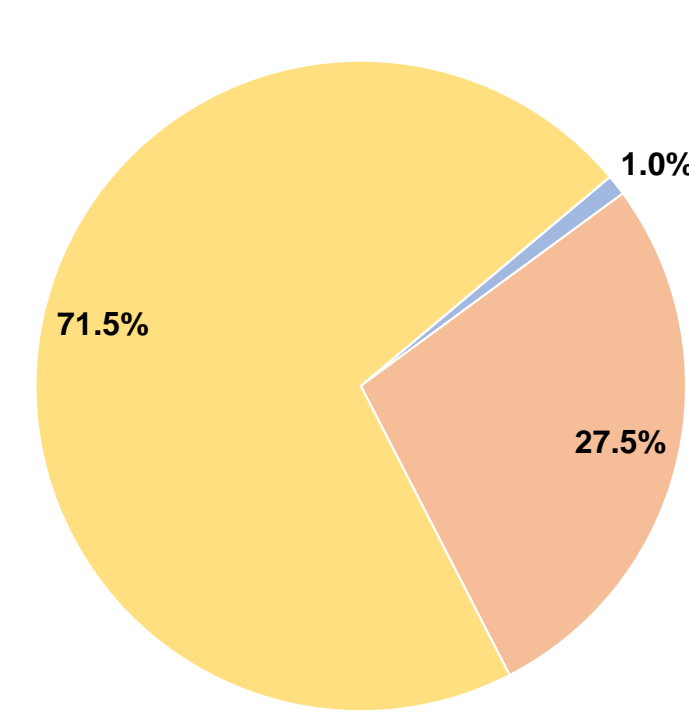
Total Operating Funds Expended \$340,009 100.0%

Sources of Capital Funds Expended

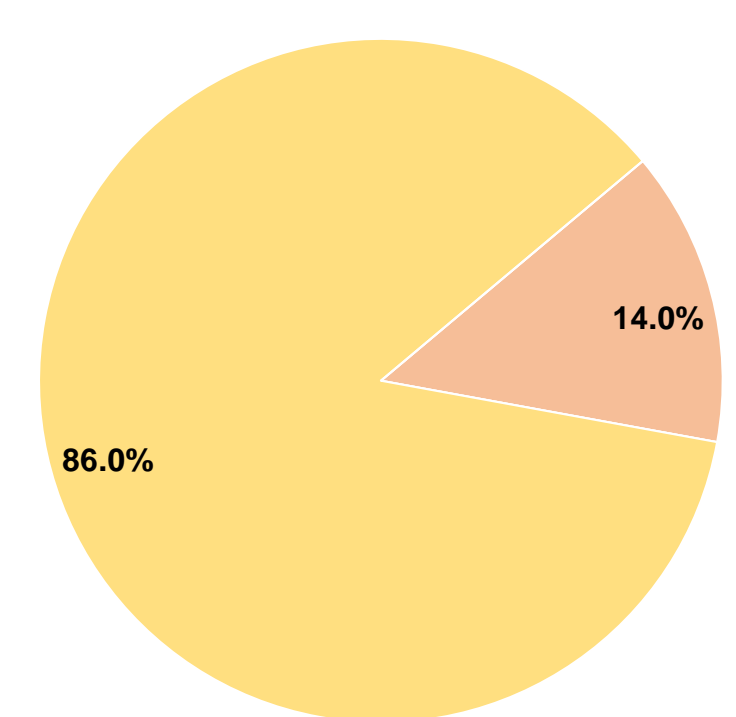
Fare Revenues	\$0	0.0%
Local Funds	\$25,473	14.0%
State Funds	\$0	0.0%
Federal Assistance	\$156,637	86.0%
Other Funds	\$0	0.0%

Total Capital Funds Expended \$182,110 100.0%

Operating Funding Sources



Capital Funding Sources



Modal Characteristics

Operation Characteristics

Vehicles Operated at Maximum Service

Mode	Directly Operated	Purchased Transportation	Operating Expenses	Fare Revenues	Uses of Capital Funds	Annual Unlinked Trips	Annual Vehicle Revenue Miles	Annual Vehicle Revenue Hours	Average Fleet Age in Years ^a
Bus	3	-	\$181,648	\$3,490	\$182,110	3,785	49,874	1,731	7.9
Total	3	-	\$181,648	\$3,490	\$182,110	3,785	49,874	1,731	

Performance Measures

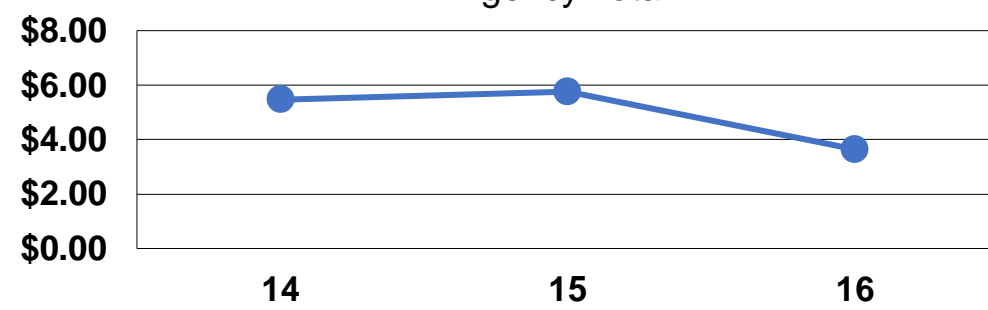
Service Efficiency

Mode	Operating Expenses per Vehicle Revenue Mile	Operating Expenses per Vehicle Revenue Hour
Bus	\$3.64	\$104.94
Total	\$3.64	\$104.94

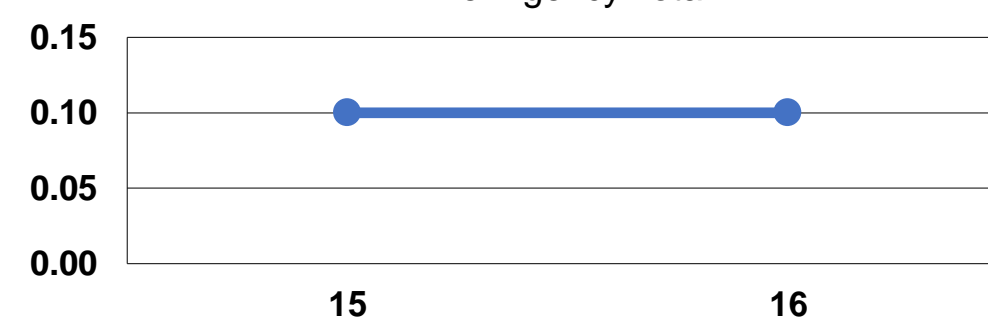
Service Effectiveness

Mode	Operating Expenses per Unlinked Passenger Trip	Unlinked Trips per Vehicle Revenue Mile	Unlinked Trips per Vehicle Revenue Hour
Bus	\$47.99	0.1	2.2
Total	\$47.99	0.1	2.2

Operating Expense per Vehicle Revenue Mile: Agency Total



Unlinked Passenger Trips per Vehicle Revenue Mile: Agency Total



Notes:

^aDemand Response - Taxi (DT) and non-dedicated fleets do not report fleet age data.