

General Information

Financial Information

Service Consumption

1,786,563 Annual Unlinked Trips (UPT)

Service Supplied

1,735,169 Annual Vehicle Revenue Miles (VRM)

92,803 Annual Vehicle Revenue Hours (VRH)

Summary of Operating Expenses (OE)

\$10,174,392 Total Operating Expenses

Database Information

NTDID: 8R01-80161

Reporter Type: Rural General Public Transit

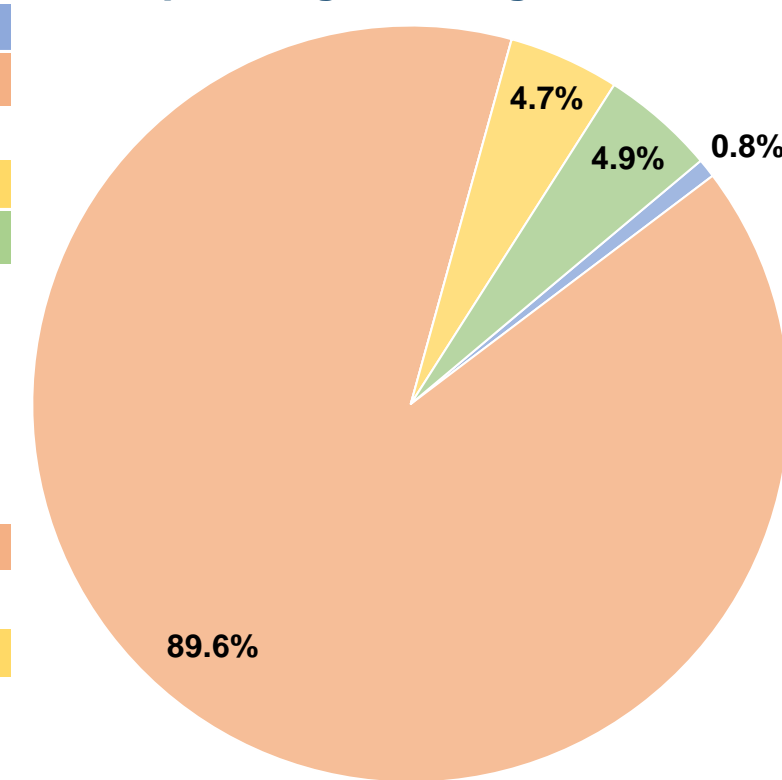
Sources of Operating Funds Expended

Fare Revenues	\$82,167	0.8%
Local Funds	\$9,116,085	89.6%
State Funds	\$0	0.0%
Federal Assistance	\$482,040	4.7%
Other Funds	\$494,100	4.9%
Total Operating Funds Expended	\$10,174,392	100.0%

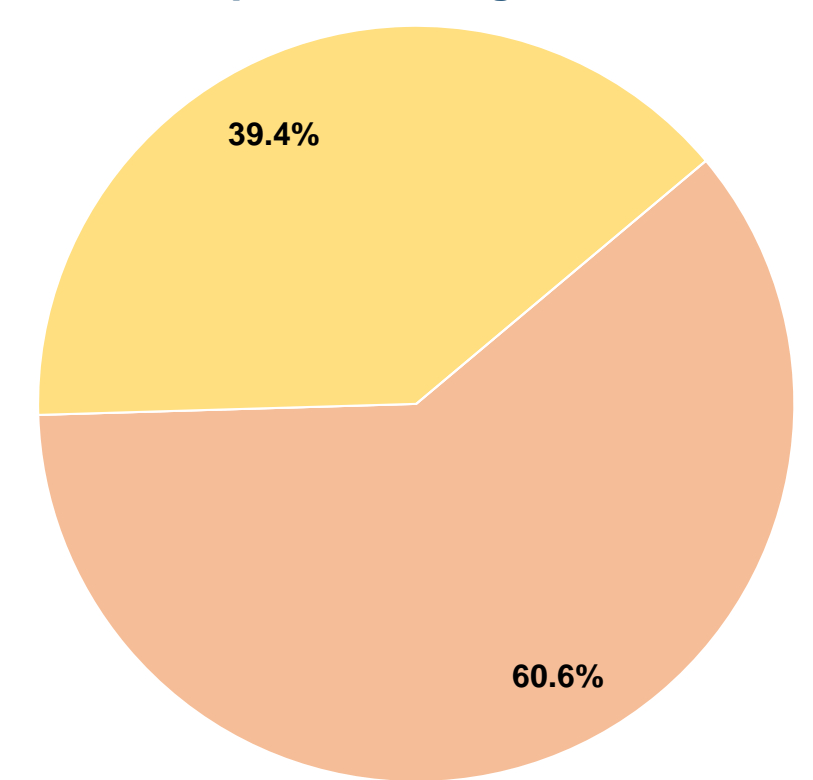
Sources of Capital Funds Expended

Fare Revenues	\$0	0.0%
Local Funds	\$1,224,771	60.6%
State Funds	\$0	0.0%
Federal Assistance	\$794,777	39.4%
Other Funds	\$0	0.0%
Total Capital Funds Expended	\$2,019,548	100.0%

Operating Funding Sources



Capital Funding Sources



Modal Characteristics

Operation Characteristics

Vehicles Operated at Maximum Service

Mode	Directly Operated	Purchased Transportation	Operating Expenses	Fare Revenues	Uses of Capital Funds	Annual Unlinked Trips	Annual Vehicle Revenue Miles	Annual Vehicle Revenue Hours
Commuter Bus	1	-	\$249,125	\$82,167	\$49,276	27,756	119,682	3,294
Demand Response	2	-	\$1,337,667	\$0	\$136,925	6,279	173,483	2,154
Bus	16	-	\$8,587,600	\$0	\$1,833,347	1,752,528	1,442,004	87,355
Total	19	-	\$10,174,392	\$82,167	\$2,019,548	1,786,563	1,735,169	92,803

Performance Measures

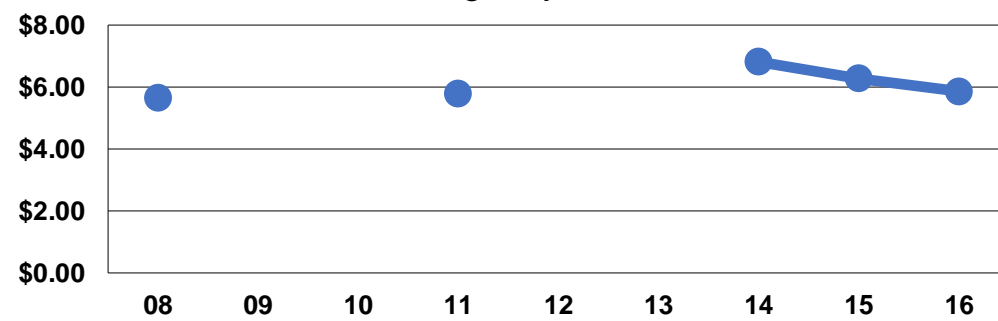
Service Efficiency

Mode	Operating Expenses per Vehicle Revenue Mile	Operating Expenses per Vehicle Revenue Hour
Commuter Bus	\$2.08	\$75.63
Demand Response	\$7.71	\$621.02
Bus	\$5.96	\$98.31
Total	\$5.86	\$109.63

Service Effectiveness

Mode	Operating Expenses per Unlinked Passenger Trip	Unlinked Trips per Vehicle Revenue Mile	Unlinked Trips per Vehicle Revenue Hour
Commuter Bus	\$8.98	0.2	8.4
Demand Response	\$213.04	0.0	2.9
Bus	\$4.90	1.2	20.1
Total	\$5.69	1.0	19.3

Operating Expense per Vehicle Revenue Mile: Agency Total



Unlinked Passenger Trips per Vehicle Revenue Mile: Agency Total

