

# Town of Breckenridge

## 2016 Annual Agency Profile

### General Information

#### Service Consumption

885,508 Annual Unlinked Trips (UPT)

#### Service Supplied

335,060 Annual Vehicle Revenue Miles (VRM)

36,089 Annual Vehicle Revenue Hours (VRH)

#### Summary of Operating Expenses (OE)

\$3,114,453 Total Operating Expenses

#### Database Information

NTDID: 8R01-80170

Reporter Type: Rural General Public Transit

### Financial Information

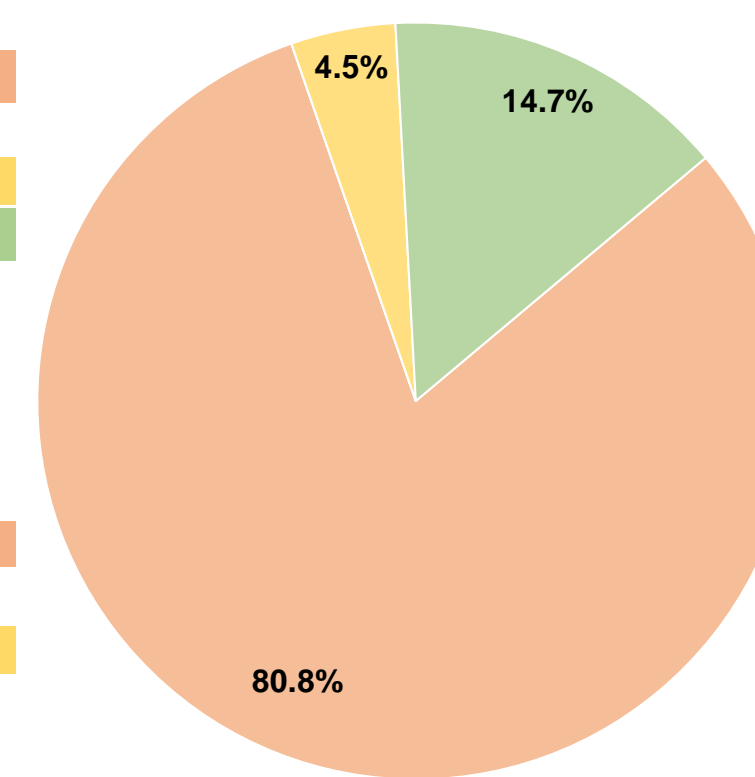
#### Sources of Operating Funds Expended

Fare Revenues	\$0	0.0%
Local Funds	\$2,515,785	80.8%
State Funds	\$0	0.0%
Federal Assistance	\$139,348	4.5%
Other Funds	\$459,320	14.7%
<b>Total Operating Funds Expended</b>	<b>\$3,114,453</b>	<b>100.0%</b>

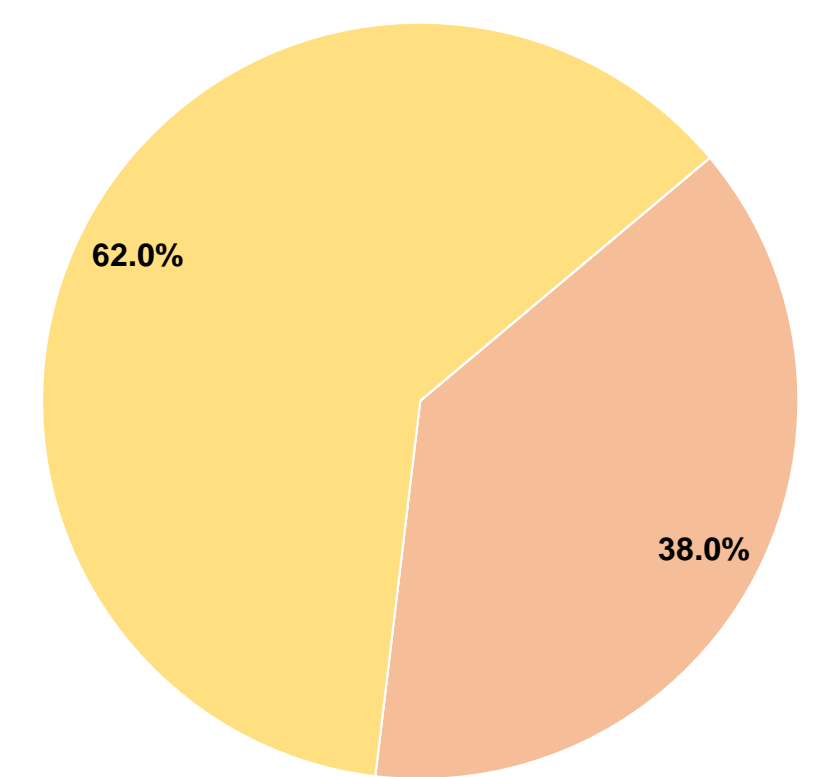
#### Sources of Capital Funds Expended

Fare Revenues	\$0	0.0%
Local Funds	\$488,558	38.0%
State Funds	\$0	0.0%
Federal Assistance	\$796,875	62.0%
Other Funds	\$0	0.0%
<b>Total Capital Funds Expended</b>	<b>\$1,285,433</b>	<b>100.0%</b>

#### Operating Funding Sources



#### Capital Funding Sources



### Modal Characteristics

#### Operation Characteristics

#### Vehicles Operated at Maximum Service

Mode	Directly Operated	Purchased Transportation	Operating Expenses	Fare Revenues	Uses of Capital Funds	Annual Unlinked Trips	Annual Vehicle Revenue Miles	Annual Vehicle Revenue Hours
Bus	13	-	\$3,114,453	\$0	\$1,285,433	885,508	335,060	36,089
<b>Total</b>	<b>13</b>	<b>-</b>	<b>\$3,114,453</b>	<b>\$0</b>	<b>\$1,285,433</b>	<b>885,508</b>	<b>335,060</b>	<b>36,089</b>

#### Performance Measures

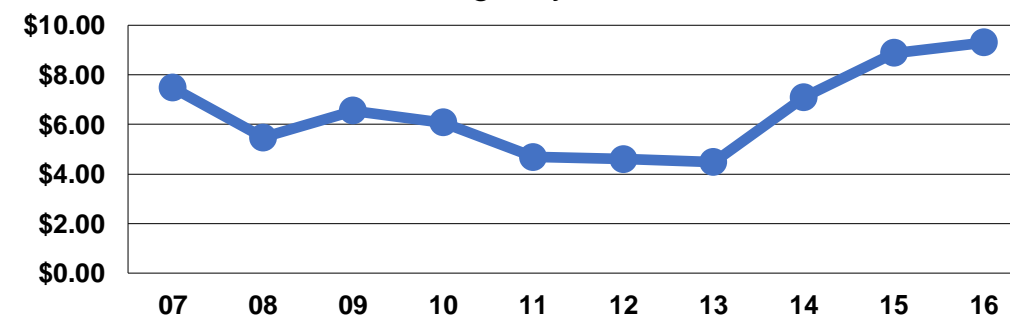
#### Service Efficiency

Mode	Operating Expenses per Vehicle Revenue Mile	Operating Expenses per Vehicle Revenue Hour
Bus	\$9.30	\$86.30
<b>Total</b>	<b>\$9.30</b>	<b>\$86.30</b>

#### Service Effectiveness

Mode	Operating Expenses per Unlinked Passenger Trip	Unlinked Trips per Vehicle Revenue Mile	Unlinked Trips per Vehicle Revenue Hour
Bus	\$3.52	2.6	24.5
<b>Total</b>	<b>\$3.52</b>	<b>2.6</b>	<b>24.5</b>

Operating Expense per Vehicle Revenue Mile: Agency Total



Unlinked Passenger Trips per Vehicle Revenue Mile: Agency Total

