

Powder River County

2016 Annual Agency Profile

General Information

Financial Information

Service Consumption

3,569 Annual Unlinked Trips (UPT)

Service Supplied

93,934 Annual Vehicle Revenue Miles (VRM)

3,182 Annual Vehicle Revenue Hours (VRH)

Summary of Operating Expenses (OE)

\$173,925 Total Operating Expenses

Database Information

NTDID: 8R02-80167

Reporter Type: Rural General Public Transit

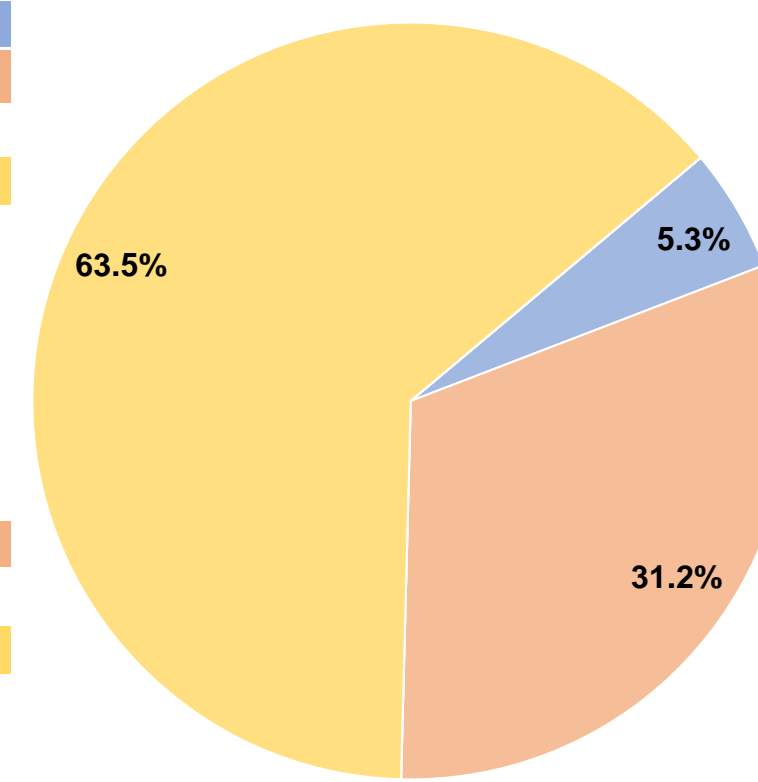
Sources of Operating Funds Expended

Fare Revenues	\$9,171	5.3%
Local Funds	\$54,345	31.2%
State Funds	\$0	0.0%
Federal Assistance	\$110,409	63.5%
Other Funds	\$0	0.0%
Total Operating Funds Expended	\$173,925	100.0%

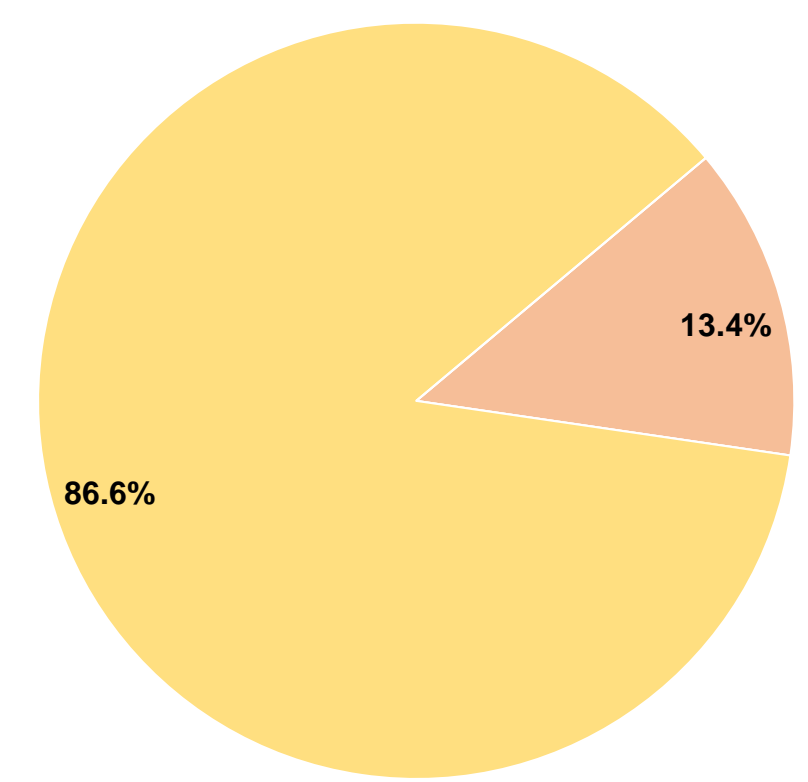
Sources of Capital Funds Expended

Fare Revenues	\$0	0.0%
Local Funds	\$3,771	13.4%
State Funds	\$0	0.0%
Federal Assistance	\$24,329	86.6%
Other Funds	\$0	0.0%
Total Capital Funds Expended	\$28,100	100.0%

Operating Funding Sources



Capital Funding Sources



Modal Characteristics

Operation Characteristics

Vehicles Operated at Maximum Service

Mode	Directly Operated	Purchased Transportation	Operating Expenses	Fare Revenues	Uses of Capital Funds	Annual Unlinked Trips	Annual Vehicle Revenue Miles	Annual Vehicle Revenue Hours
Demand Response	4	-	\$173,925	\$9,171	\$28,100	3,569	93,934	3,182
Total	4	-	\$173,925	\$9,171	\$28,100	3,569	93,934	3,182

Performance Measures

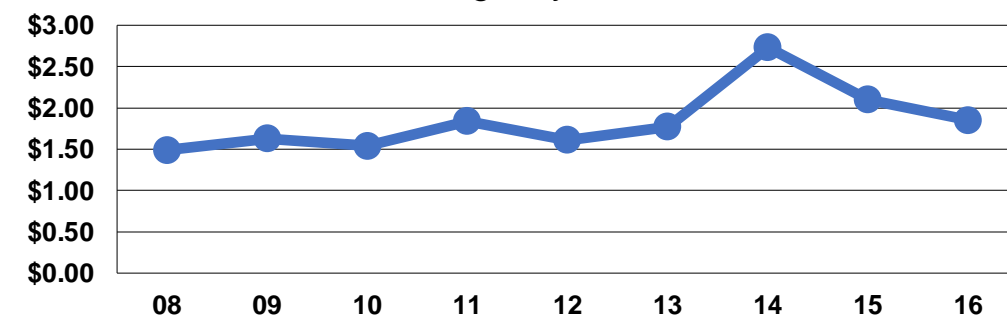
Service Efficiency

Mode	Operating Expenses per Vehicle Revenue Mile	Operating Expenses per Vehicle Revenue Hour
Demand Response	\$1.85	\$54.66
Total	\$1.85	\$54.66

Service Effectiveness

Mode	Operating Expenses per Unlinked Passenger Trip	Unlinked Trips per Vehicle Revenue Mile	Unlinked Trips per Vehicle Revenue Hour
Demand Response	\$48.73	0.0	1.1
Total	\$48.73	0.0	1.1

Operating Expense per Vehicle Revenue Mile: Agency Total



Unlinked Passenger Trips per Vehicle Revenue Mile: Agency Total

