

# Stark County Council on Aging / Elder Care

## 2016 Annual Agency Profile

### General Information

#### Service Consumption

31,873 Annual Unlinked Trips (UPT)

#### Service Supplied

128,448 Annual Vehicle Revenue Miles (VRM)

14,858 Annual Vehicle Revenue Hours (VRH)

#### Summary of Operating Expenses (OE)

\$994,866 Total Operating Expenses

#### Database Information

NTDID: 8R03-80114

Reporter Type: Rural General Public Transit

### Financial Information

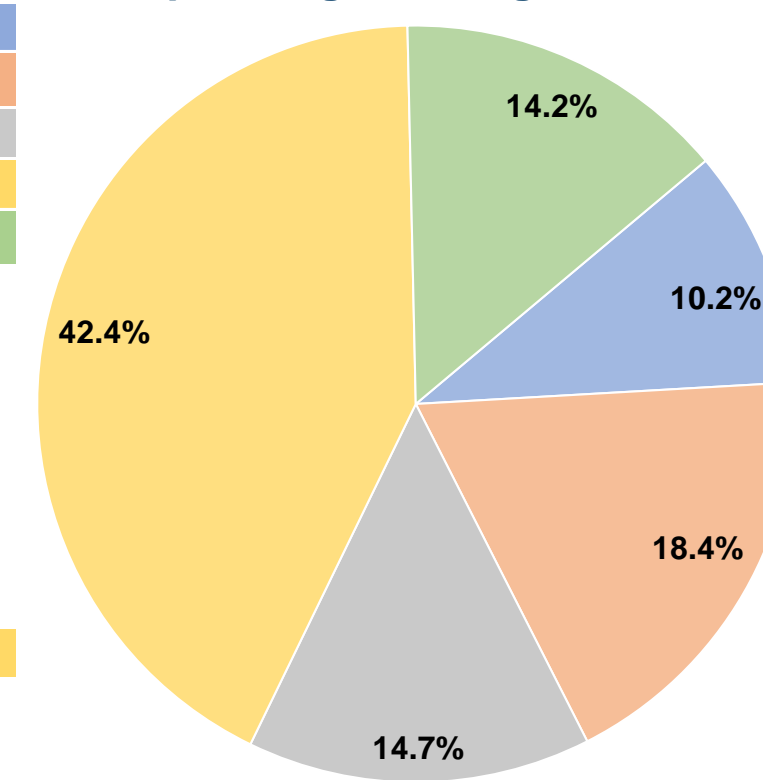
#### Sources of Operating Funds Expended

Fare Revenues	\$101,488	10.2%
Local Funds	\$183,302	18.4%
State Funds	\$146,098	14.7%
Federal Assistance	\$422,308	42.4%
Other Funds	\$141,670	14.2%
<b>Total Operating Funds Expended</b>	<b>\$994,866</b>	<b>100.0%</b>

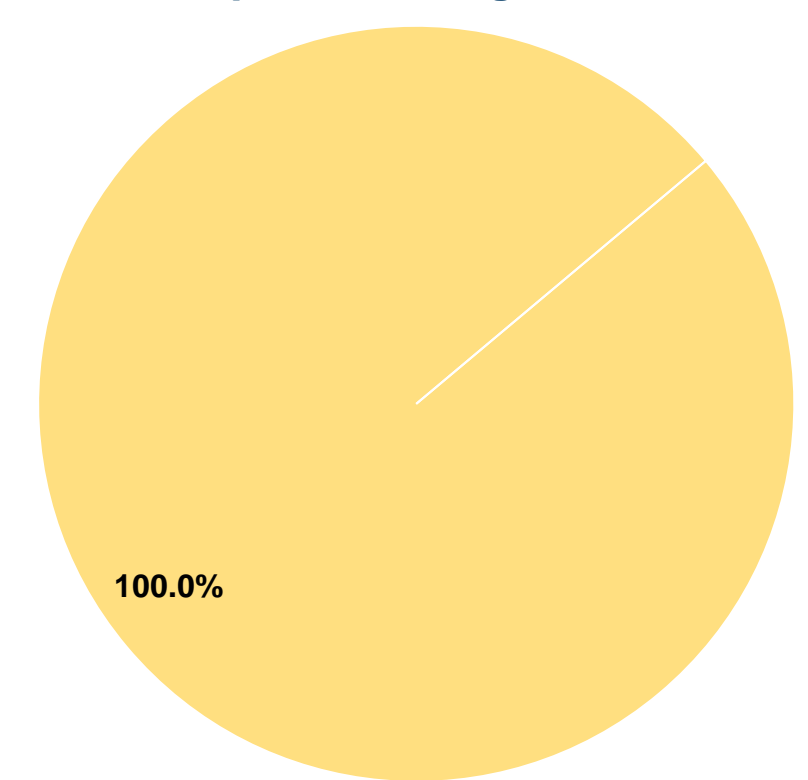
#### Sources of Capital Funds Expended

Fare Revenues	\$0	0.0%
Local Funds	\$0	0.0%
State Funds	\$0	0.0%
Federal Assistance	\$42,491	100.0%
Other Funds	\$0	0.0%
<b>Total Capital Funds Expended</b>	<b>\$42,491</b>	<b>100.0%</b>

#### Operating Funding Sources



#### Capital Funding Sources



### Modal Characteristics

#### Operation Characteristics

##### Vehicles Operated at Maximum Service

Mode	Directly Operated	Purchased Transportation	Operating Expenses	Fare Revenues	Uses of Capital Funds	Annual Unlinked Trips	Annual Vehicle Revenue Miles	Annual Vehicle Revenue Hours
Demand Response	11	-	\$994,866	\$101,488	\$42,491	31,873	128,448	14,858
<b>Total</b>	<b>11</b>	<b>-</b>	<b>\$994,866</b>	<b>\$101,488</b>	<b>\$42,491</b>	<b>31,873</b>	<b>128,448</b>	<b>14,858</b>

#### Performance Measures

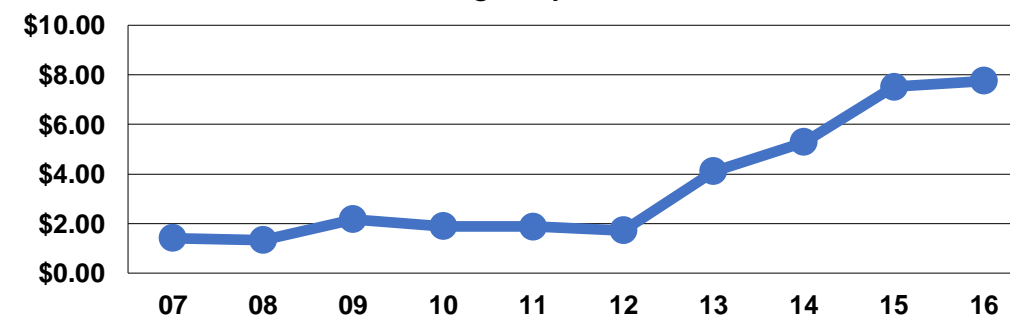
##### Service Efficiency

Mode	Operating Expenses per Vehicle Revenue Mile	Operating Expenses per Vehicle Revenue Hour
Demand Response	\$7.75	\$66.96
<b>Total</b>	<b>\$7.75</b>	<b>\$66.96</b>

##### Service Effectiveness

Mode	Operating Expenses per Unlinked Passenger Trip	Unlinked Trips per Vehicle Revenue Mile	Unlinked Trips per Vehicle Revenue Hour
Demand Response	\$31.21	0.3	2.2
<b>Total</b>	<b>\$31.21</b>	<b>0.2</b>	<b>2.1</b>

Operating Expense per Vehicle Revenue Mile: Agency Total



Unlinked Passenger Trips per Vehicle Revenue Mile: Agency Total

