

Cavalier County Senior Meals & Services

2016 Annual Agency Profile

General Information

Service Consumption

5,848 Annual Unlinked Trips (UPT)

Service Supplied

49,453 Annual Vehicle Revenue Miles (VRM)

3,508 Annual Vehicle Revenue Hours (VRH)

Summary of Operating Expenses (OE)

\$136,066 Total Operating Expenses

Database Information

NTDID: 8R03-80233

Reporter Type: Rural General Public Transit

Financial Information

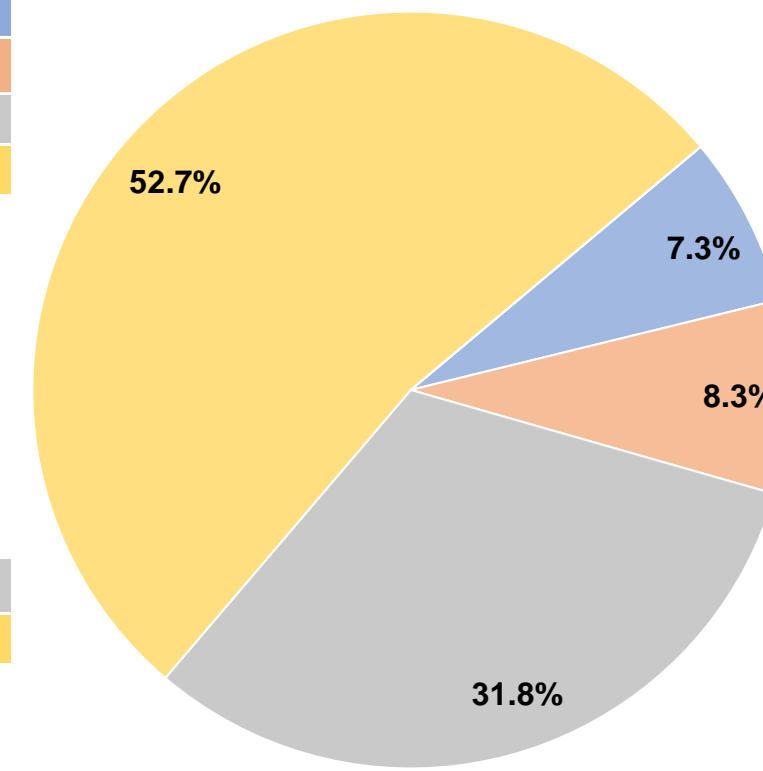
Sources of Operating Funds Expended

Fare Revenues	\$9,916	7.3%
Local Funds	\$11,229	8.3%
State Funds	\$43,273	31.8%
Federal Assistance	\$71,648	52.7%
Other Funds	\$0	0.0%
Total Operating Funds Expended	\$136,066	100.0%

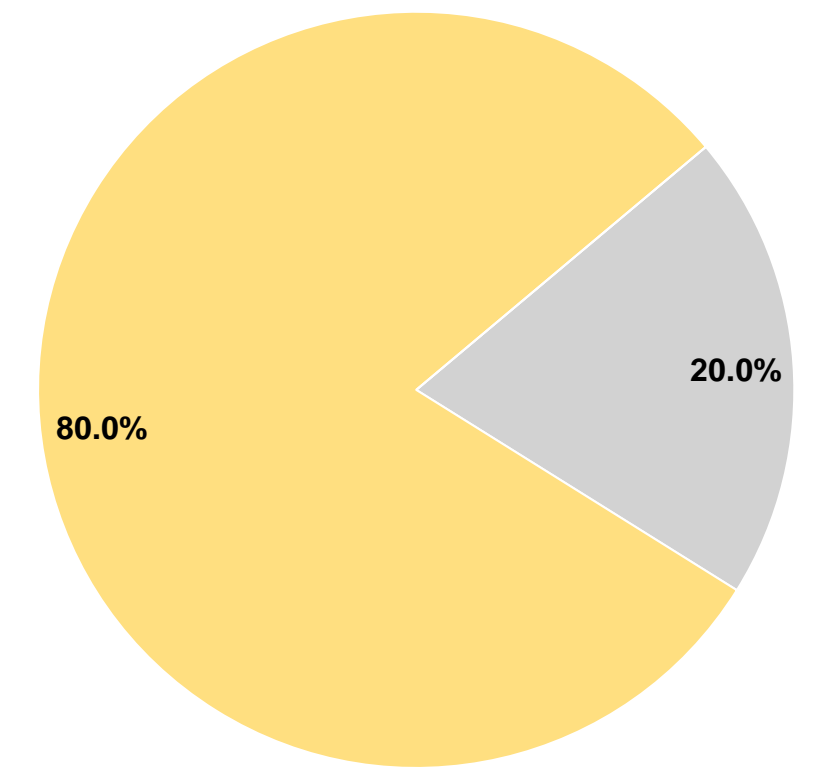
Sources of Capital Funds Expended

Fare Revenues	\$0	0.0%
Local Funds	\$0	0.0%
State Funds	\$8,598	20.0%
Federal Assistance	\$34,392	80.0%
Other Funds	\$0	0.0%
Total Capital Funds Expended	\$42,990	100.0%

Operating Funding Sources



Capital Funding Sources



Modal Characteristics

Operation Characteristics

Vehicles Operated at Maximum Service

Mode	Directly Operated	Purchased Transportation	Operating Expenses	Fare Revenues	Uses of Capital Funds	Annual Unlinked Trips	Annual Vehicle Revenue Miles	Annual Vehicle Revenue Hours
Demand Response	3	-	\$136,066	\$9,916	\$42,990	5,848	49,453	3,508
Total	3	-	\$136,066	\$9,916	\$42,990	5,848	49,453	3,508

Performance Measures

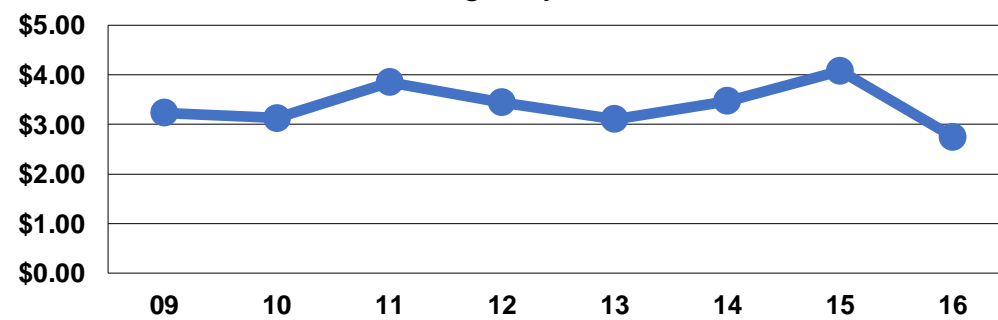
Service Efficiency

Mode	Operating Expenses per Vehicle Revenue Mile	Operating Expenses per Vehicle Revenue Hour
Demand Response	\$2.75	\$38.79
Total	\$2.75	\$38.79

Service Effectiveness

Mode	Operating Expenses per Unlinked Passenger Trip	Unlinked Trips per Vehicle Revenue Mile	Unlinked Trips per Vehicle Revenue Hour
Demand Response	\$23.27	0.1	1.7
Total	\$23.27	0.1	1.7

Operating Expense per Vehicle Revenue Mile: Agency Total



Unlinked Passenger Trips per Vehicle Revenue Mile: Agency Total

