

**General Information**

**Financial Information**

**Service Consumption**

98,111 Annual Unlinked Trips (UPT)

**Service Supplied**

213,574 Annual Vehicle Revenue Miles (VRM)

18,876 Annual Vehicle Revenue Hours (VRH)

**Summary of Operating Expenses (OE)**

\$632,565 Total Operating Expenses

**Database Information**

NTDID: 8R03-80303

Reporter Type: Rural General Public Transit

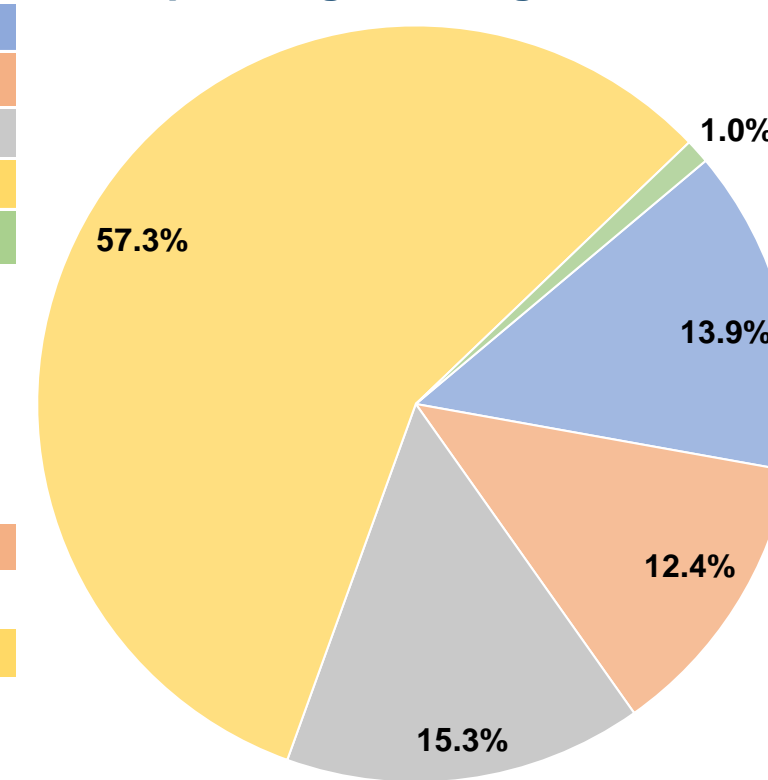
**Sources of Operating Funds Expended**

Fare Revenues	\$88,118	13.9%
Local Funds	\$78,386	12.4%
State Funds	\$96,810	15.3%
Federal Assistance	\$362,667	57.3%
Other Funds	\$6,584	1.0%
<b>Total Operating Funds Expended</b>	<b>\$632,565</b>	<b>100.0%</b>

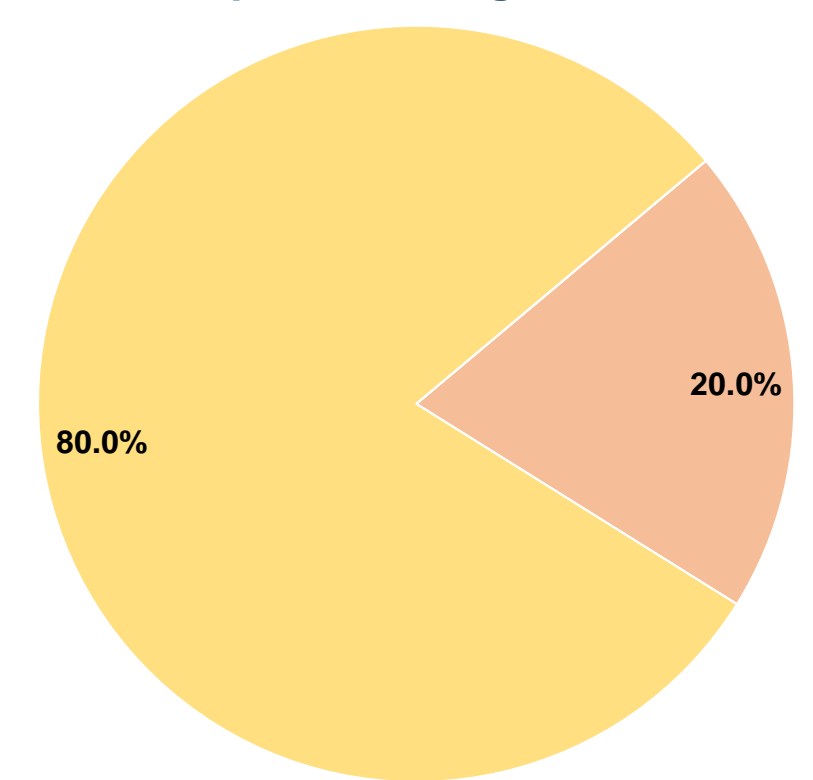
**Sources of Capital Funds Expended**

Fare Revenues	\$0	0.0%
Local Funds	\$158,279	20.0%
State Funds	\$0	0.0%
Federal Assistance	\$633,112	80.0%
Other Funds	\$0	0.0%
<b>Total Capital Funds Expended</b>	<b>\$791,391</b>	<b>100.0%</b>

**Operating Funding Sources**



**Capital Funding Sources**



**Modal Characteristics**

**Operation Characteristics**

**Vehicles Operated at Maximum Service**

Mode	Directly Operated	Purchased Transportation	Operating Expenses	Fare Revenues	Uses of Capital Funds	Annual Unlinked Trips	Annual Vehicle Revenue Miles	Annual Vehicle Revenue Hours
Bus	16	-	\$632,565	\$88,118	\$791,391	98,111	213,574	18,876
<b>Total</b>	<b>16</b>	<b>-</b>	<b>\$632,565</b>	<b>\$88,118</b>	<b>\$791,391</b>	<b>98,111</b>	<b>213,574</b>	<b>18,876</b>

**Performance Measures**

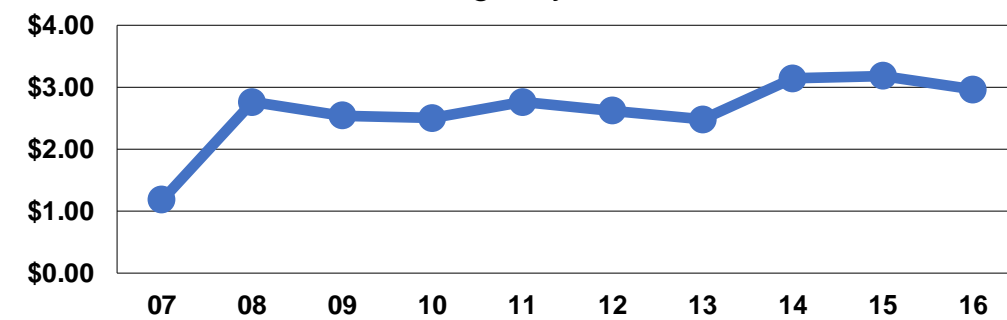
**Service Efficiency**

Mode	Operating Expenses per Vehicle Revenue Mile	Operating Expenses per Vehicle Revenue Hour
Bus	\$2.96	\$33.51
<b>Total</b>	<b>\$2.96</b>	<b>\$33.51</b>

**Service Effectiveness**

Mode	Operating Expenses per Unlinked Passenger Trip	Unlinked Trips per Vehicle Revenue Mile	Unlinked Trips per Vehicle Revenue Hour
Bus	\$6.45	0.5	5.2
<b>Total</b>	<b>\$6.45</b>	<b>0.5</b>	<b>5.2</b>

Operating Expense per Vehicle Revenue Mile: Agency Total



Unlinked Passenger Trips per Vehicle Revenue Mile: Agency Total

