

### General Information

### Financial Information

#### Service Consumption

367,987 Annual Unlinked Trips (UPT)

#### Service Supplied

1,072,018 Annual Vehicle Revenue Miles (VRM)

71,780 Annual Vehicle Revenue Hours (VRH)

#### Summary of Operating Expenses (OE)

\$3,506,457 Total Operating Expenses

#### Database Information

NTDID: 8R04-80171

Reporter Type: Rural General Public Transit

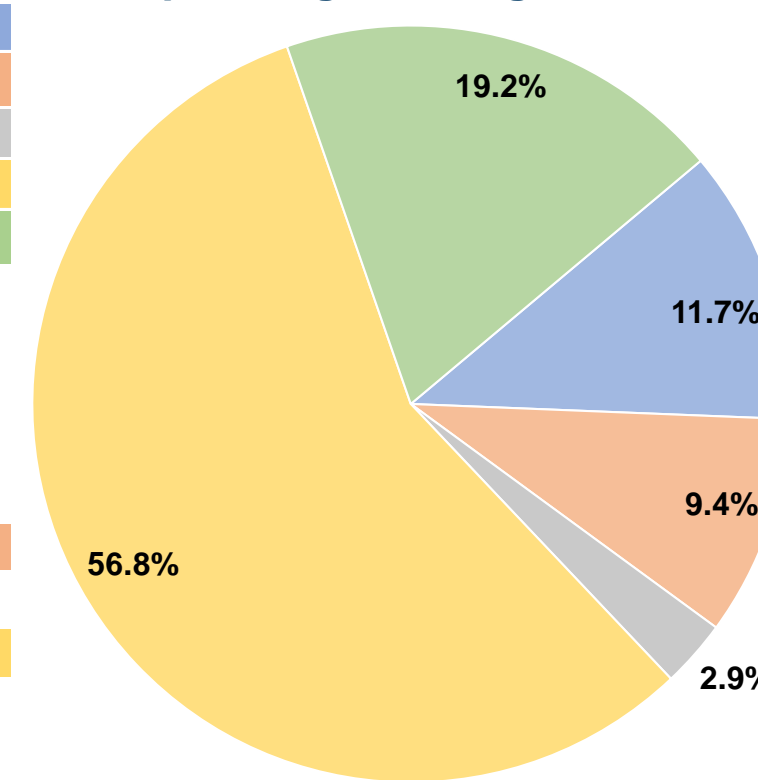
#### Sources of Operating Funds Expended

Fare Revenues	\$411,907	11.7%
Local Funds	\$330,381	9.4%
State Funds	\$100,884	2.9%
Federal Assistance	\$1,990,197	56.8%
Other Funds	\$673,088	19.2%
<b>Total Operating Funds Expended</b>	<b>\$3,506,457</b>	<b>100.0%</b>

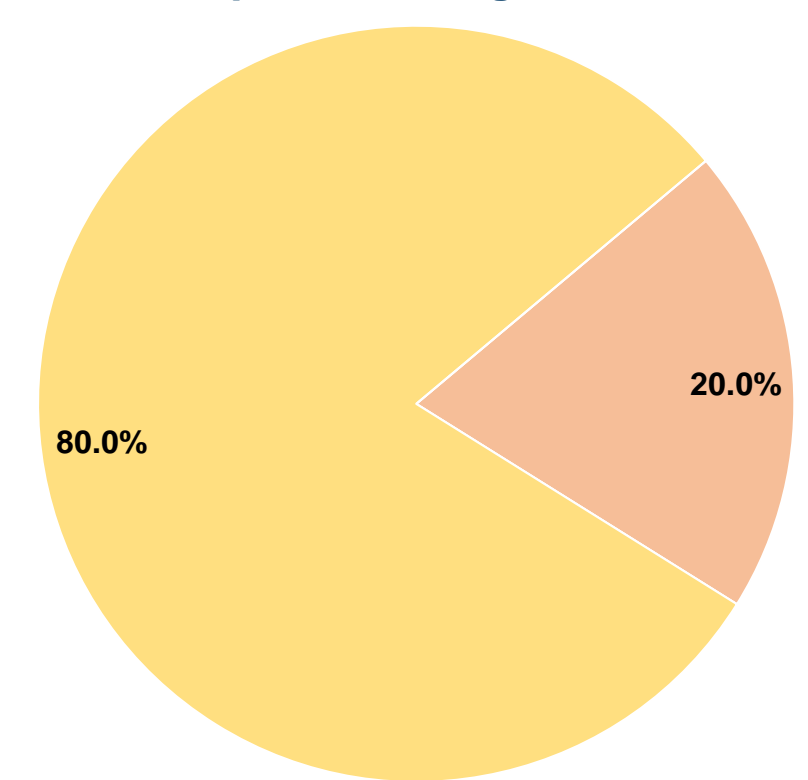
#### Sources of Capital Funds Expended

Fare Revenues	\$0	0.0%
Local Funds	\$78,774	20.0%
State Funds	\$0	0.0%
Federal Assistance	\$315,096	80.0%
Other Funds	\$0	0.0%
<b>Total Capital Funds Expended</b>	<b>\$393,870</b>	<b>100.0%</b>

#### Operating Funding Sources



#### Capital Funding Sources



### Modal Characteristics

#### Operation Characteristics

#### Vehicles Operated at Maximum Service

Mode	Directly Operated	Purchased Transportation	Operating Expenses	Fare Revenues	Uses of Capital Funds	Annual Unlinked Trips	Annual Vehicle Revenue Miles	Annual Vehicle Revenue Hours
Demand Response	58	-	\$3,506,457	\$411,907	\$393,870	367,987	1,072,018	71,780
<b>Total</b>	<b>58</b>	<b>-</b>	<b>\$3,506,457</b>	<b>\$411,907</b>	<b>\$393,870</b>	<b>367,987</b>	<b>1,072,018</b>	<b>71,780</b>

#### Performance Measures

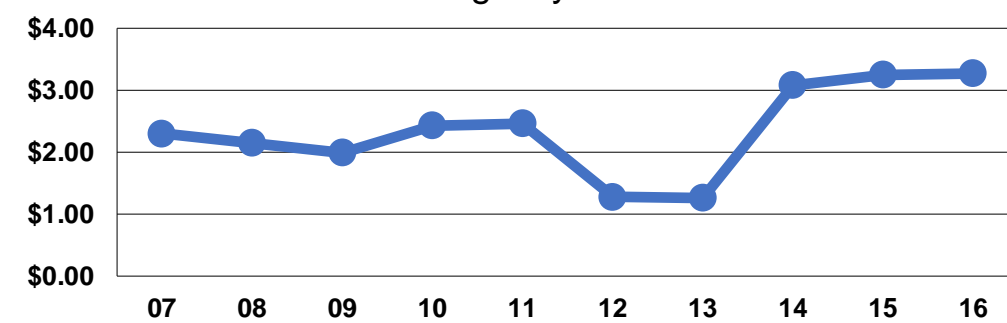
#### Service Efficiency

Mode	Operating Expenses per Vehicle Revenue Mile	Operating Expenses per Vehicle Revenue Hour
Demand Response	\$3.27	\$48.85
<b>Total</b>	<b>\$3.27</b>	<b>\$48.85</b>

#### Service Effectiveness

Mode	Operating Expenses per Unlinked Passenger Trip	Unlinked Trips per Vehicle Revenue Mile	Unlinked Trips per Vehicle Revenue Hour
Demand Response	\$9.53	0.3	5.1
<b>Total</b>	<b>\$9.53</b>	<b>0.3</b>	<b>5.1</b>

Operating Expense per Vehicle Revenue Mile: Agency Total



Unlinked Passenger Trips per Vehicle Revenue Mile: Agency Total

