

General Information

Financial Information

Service Consumption

14,690 Annual Unlinked Trips (UPT)

Service Supplied

55,496 Annual Vehicle Revenue Miles (VRM)

6,236 Annual Vehicle Revenue Hours (VRH)

Summary of Operating Expenses (OE)

\$150,075 Total Operating Expenses

Database Information

NTDID: 8R05-80151

Reporter Type: Rural General Public Transit

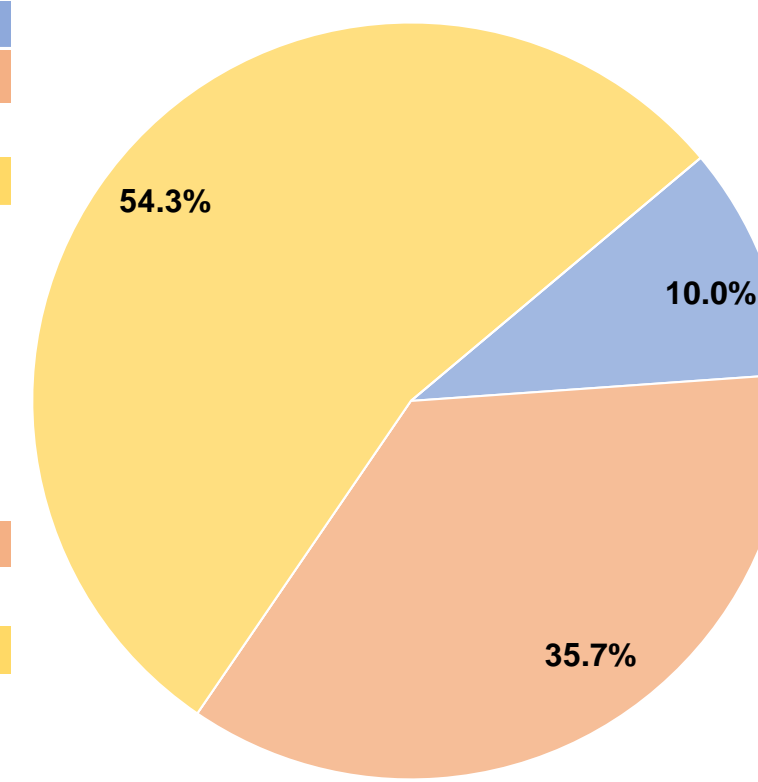
Sources of Operating Funds Expended

Fare Revenues	\$14,992	10.0%
Local Funds	\$53,518	35.7%
State Funds	\$0	0.0%
Federal Assistance	\$81,565	54.3%
Other Funds	\$0	0.0%
Total Operating Funds Expended	\$150,075	100.0%

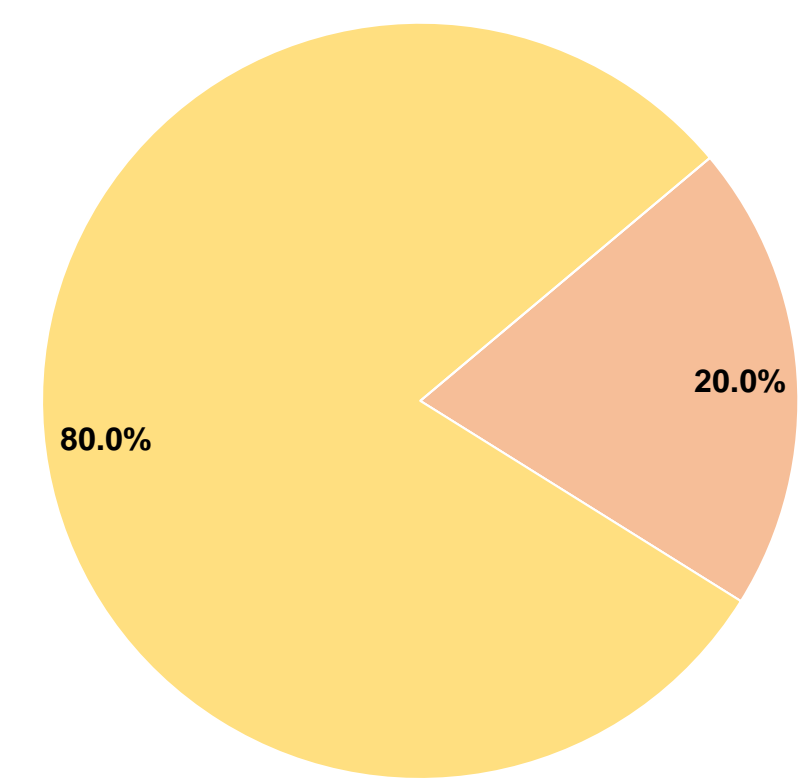
Sources of Capital Funds Expended

Fare Revenues	\$0	0.0%
Local Funds	\$845	20.0%
State Funds	\$0	0.0%
Federal Assistance	\$3,380	80.0%
Other Funds	\$0	0.0%
Total Capital Funds Expended	\$4,225	100.0%

Operating Funding Sources



Capital Funding Sources



Modal Characteristics

Operation Characteristics

Vehicles Operated at Maximum Service

Mode	Directly Operated	Purchased Transportation	Operating Expenses	Fare Revenues	Uses of Capital Funds	Annual Unlinked Trips	Annual Vehicle Revenue Miles	Annual Vehicle Revenue Hours
Demand Response	4	-	\$150,075	\$14,992	\$4,225	14,690	55,496	6,236
Total	4	-	\$150,075	\$14,992	\$4,225	14,690	55,496	6,236

Performance Measures

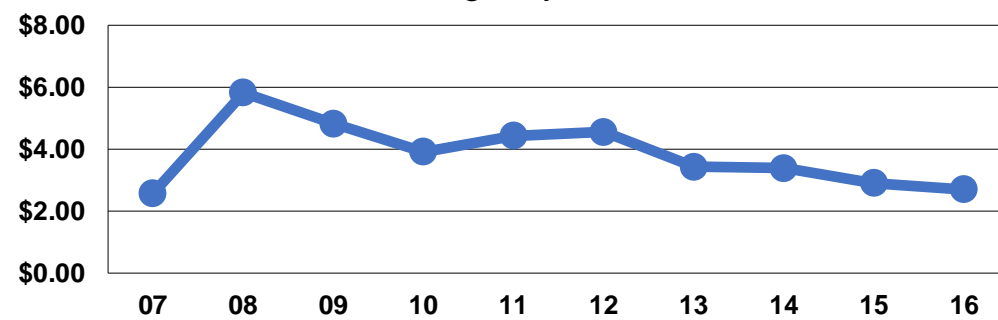
Service Efficiency

Mode	Operating Expenses per Vehicle Revenue Mile	Operating Expenses per Vehicle Revenue Hour
Demand Response	\$2.70	\$24.07
Total	\$2.70	\$24.07

Service Effectiveness

Mode	Operating Expenses per Unlinked Passenger Trip	Unlinked Trips per Vehicle Revenue Mile	Unlinked Trips per Vehicle Revenue Hour
Demand Response	\$10.22	0.3	2.4
Total	\$10.22	0.3	2.4

Operating Expense per Vehicle Revenue Mile: Agency Total



Unlinked Passenger Trips per Vehicle Revenue Mile: Agency Total

