

Meeteetse Recreation District

2016 Annual Agency Profile

General Information

Financial Information

Service Consumption

1,610 Annual Unlinked Trips (UPT)

Service Supplied

5,725 Annual Vehicle Revenue Miles (VRM)

415 Annual Vehicle Revenue Hours (VRH)

Summary of Operating Expenses (OE)

\$10,160 Total Operating Expenses

Database Information

NTDID: 8R05-80222

Reporter Type: Rural General Public Transit

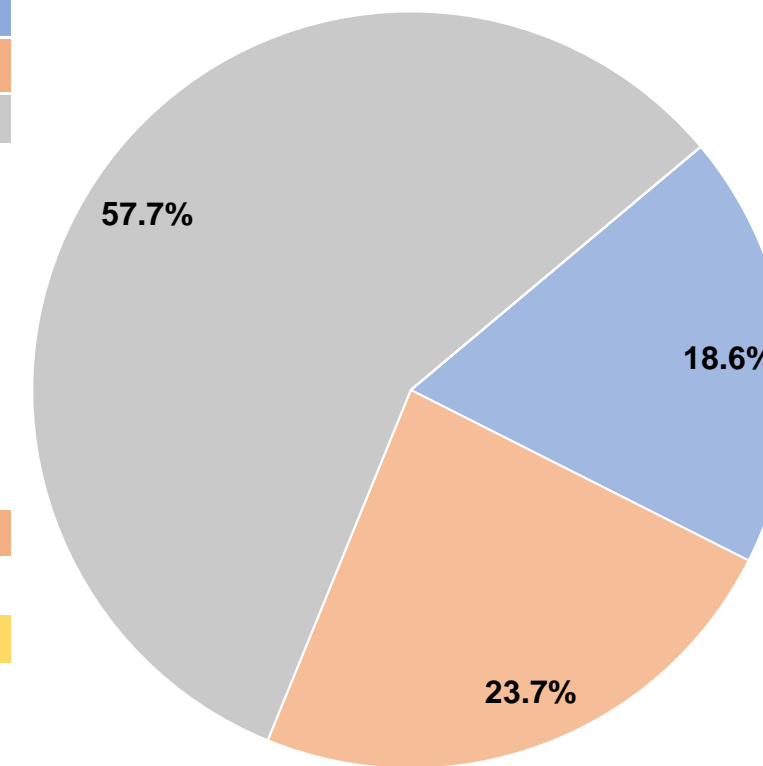
Sources of Operating Funds Expended

Fare Revenues	\$1,885	18.6%
Local Funds	\$2,411	23.7%
State Funds	\$5,864	57.7%
Federal Assistance	\$0	0.0%
Other Funds	\$0	0.0%
Total Operating Funds Expended	\$10,160	100.0%

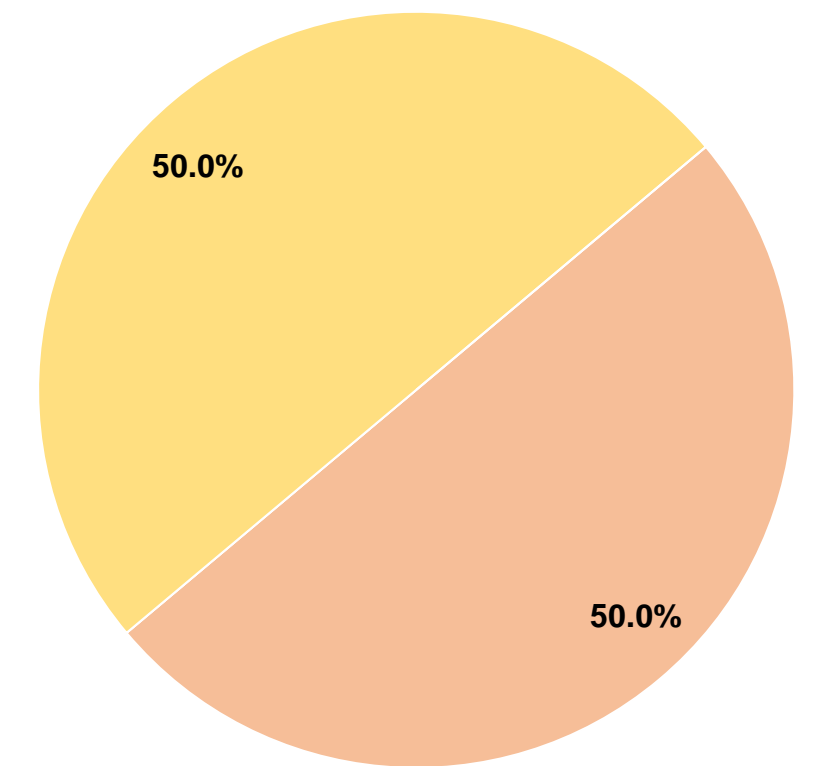
Sources of Capital Funds Expended

Fare Revenues	\$0	0.0%
Local Funds	\$20,598	50.0%
State Funds	\$0	0.0%
Federal Assistance	\$20,598	50.0%
Other Funds	\$0	0.0%
Total Capital Funds Expended	\$41,196	100.0%

Operating Funding Sources



Capital Funding Sources



Modal Characteristics

Operation Characteristics

Vehicles Operated at Maximum Service

Mode	Directly Operated	Purchased Transportation	Operating Expenses	Fare Revenues	Uses of Capital Funds	Annual Unlinked Trips	Annual Vehicle Revenue Miles	Annual Vehicle Revenue Hours
Demand Response	1	-	\$10,160	\$1,885	\$41,196	1,610	5,725	415
Total	1	-	\$10,160	\$1,885	\$41,196	1,610	5,725	415

Performance Measures


Service Efficiency

Mode	Operating Expenses per Vehicle Revenue Mile	Operating Expenses per Vehicle Revenue Hour
Demand Response	\$1.77	\$24.48
Total	\$1.77	\$24.48

Service Effectiveness

Mode	Operating Expenses per Unlinked Passenger Trip	Unlinked Trips per Vehicle Revenue Mile	Unlinked Trips per Vehicle Revenue Hour
Demand Response	\$6.31	0.3	3.9
Total	\$6.31	0.3	3.9

Operating Expense per Vehicle Revenue Mile: Agency Total



Unlinked Passenger Trips per Vehicle Revenue Mile: Agency Total

